



2025

2025 8

)

(

..... 2

..... 6

..... 9

..... 22

..... 25

..... 37

..... 42

..... 43

..... 167

		Infinity I-China Investments Israel, L.P.
		2025 1 1 2025 6 30

			000555
		Di gi tal Chi na Information Servi ce Company Ltd.	
		DCITS	

	10 18	10
		18
	010-61853676	010-61853676
	010-62694810	010-62694810
	dci ts-i r@dci ts.com	dci ts-i r@dci ts.com

1

2024

2

2024

3

2025 4 22

2024

<

>

2025 4 24

10

2025-033

2024

2025-045

	-194,201.49	
	3,391,588.63	
	6,959,720.03	
	4,391,418.23	
	-11,854,694.42	
	23.91	
	1,851,119.59	
	842,687.48	

1

1

ESB

IDC

2

+

- -

AI

3

2000

3

6

12

100

400+

16

40

11

100

130

600

4

2025

30

2025

76

109

4

+

5

Financial Master

+

AIGC

AIGC

1

44.23 7.98% 29.07 10.57%

-9,637.96

-9,722.23

19.50

2,000

19.93

4.65

2024

IT

IT

16.39

3.21%

18.46

2.60%

36.06%

+AI

AI

20.74%

AI

17.79%

26.28%

AI

1.1

AI

PMO

3.0

3.0

1.2

1.3

+ +

FTP

6

1.4

ESB

IT

Sm@rtOneBank

AI

3

AI

AI +

AI GC

DeepSeek

Fi nanci al Master

CodeMaster

Fi nanci al Master

AI

CodeMaster

+AI

AI GC

AI

	4,423,197,189.12	4,096,145,450.41	7.98%	
	3,838,185,250.58	3,543,772,966.72	8.31%	
	199,990,875.35	191,659,430.19	4.35%	
	132,491,498.08	120,012,452.03	10.40%	
	39,689,938.66	17,149,895.20	131.43%	
	-23,411,304.24	-10,076,186.61	-132.34%	
	235,998,634.96	271,893,471.65	-13.20%	
	-2,857,302,766.55	-1,686,834,316.68	-69.39%	
	-144,032,281.02	-20,615,277.00	-598.67%	
	1,963,608,881.25	835,572,157.16	135.00%	
	-1,037,831,467.46	-871,924,920.87	-19.03%	

	4,423,197,189.12	100%	4,096,145,450.41	100%	7.98%
	1,950,076,270.62	44.09%	2,012,868,972.01	49.14%	-3.12%
	1,992,910,364.22	45.06%	1,549,889,606.88	37.84%	28.58%
	465,415,106.88	10.52%	524,131,968.31	12.80%	-11.20%
	14,795,447.40	0.33%	9,254,903.21	0.22%	59.87%
	2,907,042,591.96	65.72%	2,629,141,371.39	64.19%	10.57%
	1,513,644,108.10	34.22%	1,464,774,848.26	35.76%	3.34%

	2,510,489.06	0.06%	2,229,230.76	0.05%	12.62%
	4,421,503,142.65	99.96%	4,094,979,793.38	99.97%	7.97%
	1,694,046.47	0.04%	1,165,657.03	0.03%	45.33%

10%



	1,950,076,270.62	1,640,019,860.47	15.90%	-3.12%	-3.57%	0.40%
	1,992,910,364.22	1,763,001,763.15	11.54%	28.58%	25.85%	1.92%
	465,415,106.88	424,121,587.38	8.87%	-11.20%	-3.71%	-7.09%
	2,907,042,591.96	2,455,104,213.98	15.55%	10.57%	11.04%	-0.35%
	1,513,644,108.10	1,382,895,311.25	8.64%	3.34%	3.78%	-0.39%
	4,421,503,142.65	3,836,695,766.28	13.23%	7.97%	8.30%	-0.25%

1



3

10%



	1,950,076,270.62	1,640,019,860.47	15.90%	-3.12%	-3.57%	0.40%
	1,992,910,364.22	1,763,001,763.15	11.54%	28.58%	25.85%	1.92%
	465,415,106.88	424,121,587.38	8.87%	-11.20%	-3.71%	-7.09%
	2,907,042,591.96	2,455,104,213.98	15.55%	10.57%	11.04%	-0.35%
	1,513,644,108.10	1,382,895,311.25	8.64%	3.34%	3.78%	-0.39%
	4,421,503,142.65	3,836,695,766.28	13.23%	7.97%	8.30%	-0.25%

	2, 208, 207, 483. 85	57. 53%	2, 010, 430, 869. 22	56. 73%	9. 84%
	1, 545, 676, 808. 84	40. 27%	1, 452, 027, 527. 05	40. 97%	6. 45%
	84, 300, 957. 89	2. 20%	81, 314, 570. 45	2. 29%	3. 67%

30%



	6, 733, 538. 76	-4. 31%		
	-320, 490. 48	0. 21%		
	-130, 518, 768. 13	83. 50%		
	829, 348. 45	-0. 53%		
	12, 878, 244. 36	-8. 24%		

1

	990, 744, 799. 81	7. 19%	2, 049, 377, 961. 97	17. 11%	-9. 92%	
	2, 249, 684, 406. 42	16. 32%	1, 937, 284, 214. 22	16. 17%	0. 15%	
	2, 599, 057, 173. 93	18. 85%	2, 411, 068, 391. 49	20. 13%	-1. 28%	
	4, 644, 878, 932. 71	33. 69%	2, 538, 700, 097. 19	21. 19%	12. 50%	
	11, 958, 648. 92	0. 09%	12, 144, 374. 27	0. 10%	-0. 01%	
	11, 640, 799. 64	0. 08%	12, 187, 652. 42	0. 10%	-0. 02%	

	384,752,417.97	2.79%	393,345,906.26	3.28%	-0.49%	
	22,525,424.54	0.16%	36,141,803.06	0.30%	-0.14%	
	2,369,830,086.96	17.19%	380,245,134.25	3.17%	14.02%	

3

1.	176,818,604.99	-320,490.48			2,032,415,955.50	2,123,420,002.00		85,494,068.01
2.	141,173,340.87		41,028.49					141,214,369.36
	317,991,945.86	-320,490.48	41,028.49		2,032,415,955.50	2,123,420,002.00		226,708,437.37

4

	62,651,632.50		34,418,544.07		20,582,933.70
13,557,485.38		278,124.99			

1

	1,800,000.00	21,818,400.00
		-91.75%

2

3

4

1

2

5

1

2



10%

			10,337.70	2,887,043,780.82	1,063,301,054.12	1,183,544,220.33	-38,054,276.40	-31,420,474.53
			11,000	1,790,021,785.41	117,930,662.90	560,644,525.34	-52,479,017.13	-49,703,506.89
			10,000	971,247,027.19	107,501,779.93	416,246,070.76	12,217,543.83	12,804,883.00
			3,000	214,714,891.84	-55,516,319.31	1,486,562.96	-16,913,278.07	-12,630,059.30

Digital China Information
Technology Singapore

1.

2.

Model B@nk5.0

+

3.

			2025 01 16	
			2025 01 16	
			2025 01 16	
			2025 01 16	
			2025 01 16	
			2025 01 16	
			2025 01 16	
			2025 01 16	
			2025 01 16	
			2025 01 16	

1

1 2025 3 27

2023

2023

2024

1,854

2025 3 29

www.cninfo.com.cn

2025-019 2025-023 2025-027

2

1,854

2025 4 21

2023

2025 4 23

www.cninfo.com.cn

2025-034

2

1

ESG

2

()

()

()

1



							0.00%	5,000				2024 21	12	http://www.cninfo.com.cn
							0.00%	700				2024 21	12	http://www.cninfo.com.cn
						357.27	0.08%	2,300				2024 21	12	http://www.cninfo.com.cn
						2,025.72	0.46%	7,000				2024 21	12	http://www.cninfo.com.cn
						821	0.18%	5,000				2024 21	12	http://www.cninfo.com.cn
						2,316.16	0.51%	55,000				2024 21	12	http://www.cninfo.com.cn
						801.47	0.18%	1,500				2024 21	12	http://www.cninfo.com.cn
						1,395.04	0.31%	5,000				2024 21	12	http://www.cninfo.com.cn

	--	--	7,716.66	--	81,500	--	--	--	--	--
	2025					5,000.00		0		
		5,000.00		821.00						1,500.00
		801.47				700.00		0		
		2,300.00		357.27				55,000.00		
		2,316.16						5,000.00		1,395.04
					7,000.00			2,025.72		

2



3



4

5

6

7

1

1

2

3

2020 11 10

136

2,511.05

5

2021

2

1

2026

1

31

2020

12

29

531.40

3,042.45

5

8,439.85

2020 11 12 2020 12 31

www.cninfo.com.cn

2020-111

2020-138

2022

1 26

3,055.06

8,474.83

2024 3 27

8,201.17

10%

10%

2

/	2024 12 21	60,000	2025 01 23	19,542.54				1		
	2024 12 21	30,000	2025 01 23	580.79				1		
	2024 12 21	10,000	2025 01 23	595.83				1		
	2024 12 21	10,000	2025 01 15	7,646.27				1		
	2023 12 26	40,000	2024 11 25	20,908.86				1		
	2023 12 26	30,000	2024 11 25	4,375.75				1		
	2023 12 26	20,000	2024 11 25	0				1		
	2023 12 26	20,000	2024 06 24	870.88				1		
	2023 12 26	80,000	2024 12 16	35,928.87				1		
	2023 12 26	20,000	2024 12 16	9,584.89				1		

	2023 12 26	30,000	2024 10 28	22,912.71				0.9		
	2024 12 21	10,000	2025 03 06	3,000				0.9		
	2022 12 22	14,000	2023 10 31	352.5						
	2022 12 22	17,000	2023 10 31	16,276.37				4		
	2021 12 31	10,000	2022 08 09	2,282.24				5		
	2021 12 31	18,000	2022 08 09	2,825.46				5		
	2021 12 31	1,000	2022 08 09	833.7				5		
	2021 12 31	500	2022 08 09	0				5		
	2024 12 21	120,000	2025 03 14	71,176.72				3		
	2023 12 26	10,000	2024 09 23	0				1		
	2024 12 21	6,500	2025 04 11	5,500				1		
	2024 12 21	10,000	2025 03 05	1,000				0.9		
	2024 12 21	3,000	2025 01 09	0				3		
	2023 12 26	30,000	2024 09 04	9,500				1		
	2023 12 26	10,000	2024 09 04	550				1		
	2023 12 26	10,000	2024 09 04	5,450				1		
	2023 12 26	10,000	2024 09 23	0				1		
	2023 12 26	5,000	2024 04 24	1,250				1		

	2023 12 26	50,000	2024 05 23	38,125				1		
	2023 12 26	20,000	2024 06 24	9,194.89				1		
	2023 12 26	10,000	2024 09 05	6,000				2		
	2024 12 21	90,000	2025 03 20	67,469.91				0.5		
	2023 12 26	50,000	2024 12 16	8,710.16				1		
	2023 12 26	10,000	2024 05 23	3,118.41				2		

	2021 12 31	5,044	2022 03 31	3,205.62				6.8			
C1		5,044		C2						0	
C3		5,044		C4						3,205.62	
A1+B1+C1		917,044	A2+B2+C2							376,947.18	
A3+B3+C3		917,044	A4+B4+C4							424,235.71	
A4+B4+C4											76.32%
70%			E							392,782.92	
D+E+F											392,782.92

3

		123,840	42,020	0	0
		3,248	2,248	0	0
		25,000	25,000	0	0

	152,088	69,268	0	0
--	---------	--------	---	---

			25,000		2018 08 24				0.00%	0	0	0	0			2018 8 25

4

2025 1 16 2025

2025

2025

2025 1 17

2025

2025 4

2025

2025

2025

2025

2024

2024

1

	3,587,150	0.37%				283,725	283,725	3,870,875	0.40%
1									
2									
3	3,587,150	0.37%				283,725	283,725	3,870,875	0.40%
	3,587,150	0.37%				283,725	283,725	3,870,875	0.40%
4									
	972,187,287	99.63%				-283,725	-283,725	971,903,562	99.60%
1	972,187,287	99.63%				-283,725	-283,725	971,903,562	99.60%
2									
3									
4									
	975,774,437	100.00%				0	0	975,774,437	100.00%

283,725

2

	750,000	0	0	750,000		
	112,500	0	0	112,500		
	225,000	0	0	225,000		
	55,350	0	0	55,350		
	2,444,300	216,875	500,600	2,728,025		
	3,587,150	216,875	500,600	3,870,875	--	--

	88,283		0
5%	10		

	18,716,834	2017	1	24
		2022		
/				
10		14,859,464		1.52%
10				
		389,540,110		389,540,110
		49,708,280		49,708,280
		11,768,737		11,768,737
Infi ni ty I-Chi na Investments(I srael), L. P.		11,030,434		11,030,434
		7,143,600		7,143,600
		6,302,882		6,302,882
		5,800,000		5,800,000
1000		5,410,600		5,410,600
		4,874,495		4,874,495
2022		3,492,677		3,492,677
10	10	2022		
10		2022		3,492,677

5%	10	10	
<input checked="" type="checkbox"/>			
10	10		/
<input checked="" type="checkbox"/>			
10		10	
<input checked="" type="checkbox"/>			
10		10	



1

2025 06 30

	990,744,799.81	2,049,377,961.97
	85,494,068.01	176,818,604.99
	31,994,216.64	50,823,221.45
	2,249,684,406.42	1,937,284,214.22
	114,440,937.67	73,287,501.01
	363,557,455.19	372,760,540.59
	4,644,878,932.71	2,538,700,097.19

	2,599,057,173.93	2,411,068,391.49
	71,947,683.08	7,441,728.00
	229,220,989.30	51,312,760.87
	11,381,020,662.76	9,668,875,021.78
	75,301,173.96	132,138,155.14
	11,640,799.64	12,187,652.42
	141,214,369.36	141,173,340.87
	11,958,648.92	12,144,374.27
	384,752,417.97	393,345,906.26
	22,525,424.54	36,141,803.06
	201,124,984.08	178,371,303.87
	13,063,812.73	57,325,524.12
	1,043,463,519.96	1,043,463,519.96
	3,455,394.00	4,914,807.38
	183,560,680.84	158,452,831.32
	314,505,172.00	140,839,762.36
	2,406,566,398.00	2,310,498,981.03
	13,787,587,060.76	11,979,374,002.81
	2,369,830,086.96	380,245,134.25

	1, 870, 636, 749. 91	1, 565, 211, 979. 42
	1, 904, 300, 945. 92	2, 267, 913, 389. 95
	1, 377, 812, 759. 18	1, 152, 846, 718. 23
	332, 501, 147. 82	468, 017, 897. 07
	84, 426, 214. 13	106, 361, 986. 86
	136, 083, 749. 89	184, 608, 071. 85
	31, 381, 027. 57	38, 130, 103. 26
		8, 853, 266. 77
	8, 106, 972, 681. 38	6, 172, 188, 547. 66
	36, 735, 036. 92	43, 600, 000. 00
	6, 487, 720. 33	12, 174, 144. 52
	20, 865, 057. 63	12, 367, 068. 51
	2, 320, 679. 81	2, 863, 898. 96

	66,408,494.69	71,005,111.99
	8,173,381,176.07	6,243,193,659.65
	975,774,437.00	975,774,437.00
	2,330,702,466.33	2,330,702,466.33
	150,263,322.53	150,263,322.53
	91,938,761.30	81,016,206.30
	45,783,652.03	45,783,652.03
	2,264,460,600.14	2,360,840,229.49
	5,558,396,594.27	5,643,853,668.62
	55,809,290.42	92,326,674.54
	5,614,205,884.69	5,736,180,343.16
	13,787,587,060.76	11,979,374,002.81

2

	2,590,444.92	2,930,006.03
	12,879,824.94	12,879,824.94
	93,075,416.58	75,786,099.78
	333,443,994.69	412,229,969.69

	30,256,415.52	30,256,415.52
	1,987,232.50	1,987,232.50
	1,379,161.61	1,908,310.33
	445,356,075.24	507,721,443.27
	2,349,618,203.16	2,349,860,292.00

		46,914,969.12
	90,115,832.69	102,996,465.75
	2,780,231.87	2,777,432.49
	3,562,105.11	13,750,002.32
	677,703.38	799,847.43
	78,300,575.28	34,847,376.78
	705,007.81	705,007.81
		2,799.38
	176,141,456.14	202,793,901.08
	622,588.27	952,934.53
	622,588.27	952,934.53
	176,764,044.41	203,746,835.61
	975,774,437.00	975,774,437.00

	2, 205, 074, 679. 48	2, 205, 074, 679. 48
	150, 263, 322. 53	150, 263, 322. 53
	45, 783, 652. 03	45, 783, 652. 03
	-448, 572, 009. 18	-412, 673, 830. 72
	2, 627, 797, 436. 80	2, 663, 695, 615. 26
	2, 804, 561, 481. 21	2, 867, 442, 450. 87

3

	2025	2024
	4, 423, 197, 189. 12	4, 096, 145, 450. 41
	4, 423, 197, 189. 12	4, 096, 145, 450. 41
	4, 476, 368, 116. 39	4, 145, 251, 626. 14
	3, 838, 185, 250. 58	3, 543, 772, 966. 72
	18, 205, 102. 12	12, 779, 919. 63
	199, 990, 875. 35	191, 659, 430. 19
	132, 491, 498. 08	120, 012, 452. 03
	247, 805, 451. 60	259, 876, 962. 37
	39, 689, 938. 66	17, 149, 895. 20

	2025	2024
	32,959,526.10	13,126,384.64
	8,758,750.41	4,680,248.29
	33,017,225.32	29,768,082.44
	6,733,538.76	4,134,030.41
	-546,852.78	-751,190.81
		-90,006.88
	-320,490.48	511,397.25
	-98,645,330.97	-89,369,657.08
	-31,873,437.16	-6,735,123.00
	-144,259,421.80	-110,797,445.71
	829,348.45	2,047,689.37
	12,878,244.36	5,848,720.54
	-156,308,317.71	-114,598,476.88
	-23,411,304.24	-10,076,186.61
	-132,897,013.47	-104,522,290.27
1.	-132,897,013.47	-104,522,290.27
2.		
1.	-96,379,629.35	-76,534,117.83
2.	-36,517,384.12	-27,988,172.44
	10,922,555.00	3,289,344.93
	10,922,555.00	3,289,344.93
	34,874.22	-31,477.26
1.		
2.		
3.	34,874.22	-31,477.26
4.		
5.		
	10,887,680.78	3,320,822.19

	2025	2024
1.		
2.		
3.		
4.		
5.		
6.	10,887,680.78	3,320,822.19
7.		
	-121,974,458.47	-101,232,945.34
	-85,457,074.35	-73,244,772.90
	-36,517,384.12	-27,988,172.44
	-0.1003	-0.0794
	-0.1003	-0.0794
	0	0

4

	2025	2024
	16,829,050.28	345,627,293.82
	10,414,460.60	325,138,389.92
	240,859.12	370,261.27
	7,433,201.29	8,141,341.37
	24,402,476.49	22,027,366.90
	9,527,712.39	13,994,446.84
	-25,686.56	1,885,346.12
		732,854.02
	4,759.73	197,438.56
	217,117.28	395,772.98
	-242,088.84	19,903,515.81
	-242,088.84	-250,988.16

	2025	2024
	-969,827.14	1,087.12

5

	2025	2024
	4, 426, 945, 906. 88	4, 296, 754, 061. 34
	692, 241. 74	2, 747, 800. 30
	88, 014, 721. 43	216, 916, 629. 18
	4, 515, 652, 870. 05	4, 516, 418, 490. 82
	5, 058, 491, 974. 55	4, 027, 837, 441. 76
	1, 989, 512, 576. 58	1, 800, 876, 991. 20
	111, 136, 348. 63	196, 442, 175. 22
	213, 814, 736. 84	178, 096, 199. 32
	7, 372, 955, 636. 60	6, 203, 252, 807. 50
	-2, 857, 302, 766. 55	-1, 686, 834, 316. 68
	3, 484, 328. 49	3, 947, 406. 96
	1, 592, 137. 08	1, 815, 233. 42


	2025	2024
	2, 200, 691, 030. 97	2, 359, 790, 000. 00
	2, 205, 767, 496. 54	2, 365, 552, 640. 38
	21, 362, 193. 45	55, 987, 917. 38
	2, 328, 437, 584. 11	2, 330, 180, 000. 00
	2, 349, 799, 777. 56	2, 386, 167, 917. 38
	-144, 032, 281. 02	-20, 615, 277. 00
		353, 280. 00
		353, 280. 00
	2, 341, 592, 727. 22	1, 022, 474, 438. 50
	2, 341, 592, 727. 22	1, 022, 827, 718. 50
	334, 555, 803. 01	80, 700, 000. 00
	30, 961, 878. 75	43, 157, 613. 86
	12, 466, 164. 21	63, 397, 947. 48
	377, 983, 845. 97	187, 255, 561. 34
	1, 963, 608, 881. 25	835, 572, 157. 16
	-105, 301. 14	-47, 484. 35
	-1, 037, 831, 467. 46	-871, 924, 920. 87
	1, 994, 157, 723. 20	1, 924, 909, 032. 26
	956, 326, 255. 74	1, 052, 984, 111. 39

6

	2025	2024
	-29,515,154.00	-28,361,201.08
	534,905.09	623,287.97
	-28,980,248.91	-27,737,913.11
	73,062,559.09	407,032,108.95
	43,230,871.24	54,614,057.06
	331,564.12	2,073,619.22
	8,805,411.31	9,160,743.84
	125,430,405.76	472,880,529.07
	-154,410,654.67	-500,618,442.18
		120,154,503.97
	220.00	200.00
	77,800,000.00	446,300,000.00
	77,800,220.00	566,454,703.97
	141,352.01	1,504,870.00
		401,900,000.00
	141,352.01	403,404,870.00
	77,658,867.99	163,049,833.97
		39,774,667.37
	78,770,000.00	223,300,000.00
	78,770,000.00	263,074,667.37

	2025	2024
		31,484,300.17
	2,359,992.34	47,250,044.42
	2,359,992.34	78,734,344.59
	76,410,007.66	184,340,322.78
	-341,779.02	-153,228,285.43
	1,513,479.75	203,623,605.65
	1,171,700.73	50,395,320.22

7



4														
1														
2														
3														
4														
1														
2														
3														
4														
5														
6														

	2024												
	983,653,713.00			2,451,009,022.51	232,575,573.24	68,705,075.64		45,783,652.03	2,915,710,779.23		6,232,286,669.17	104,117,033.06	6,336,403,702.23

8

	2025											
	975,774,437.00				2,205,074,679.48	150,263,322.53			45,783,652.03	-412,673,830.72		2,663,695,615.26
	975,774,437.00				2,205,074,679.48	150,263,322.53			45,783,652.03	-412,673,830.72		2,663,695,615.26
										-35,898,178.46		-35,898,178.46
										-35,898,178.46		-35,898,178.46
1												
2												
3												
1												

3												
1												
2												
3												
4												
5												
6												
1												
2												
	975,774,437.00				2,205,074,679.48	150,263,322.53			45,783,652.03	-448,572,009.18		2,627,797,436.80

	2024										

2												
3												
4												
5												
6												
1												



[1993] 72

[1993]174

1993 100

7,438.88

1994 4 8

1995

2010

2013

2014 2 26

91440300726198124D

2025 6 30

97,577.4437

82

3905

10

18

1

()

15

2023

()

2

2025 6 30 12

1

2025 6 30

2025

2

1 1 12 31

3

1 1 12 31

4

5

	0.50%
	0.50%
	0.50%
1	0.50%
1	0.50%
	0.50%
	5%
/	

6

1

2

7

8

9

10

1

3

2

11

1

1

2

2

/

1

2

3

3

1

2

4

1

12

12

(

12

)

12

1

2

/

/

,

--	--

I

II

4

5

6

1

2

7

8

1

2

12

1

15

1

20

50

20%

/

/

/

/

2

16

()

			(%)	%	
1		40	10	2.25	

17

1

18

19

3

20

1

2

21

1

2

22

1

23

24

1

2

3

25

11. 7

26

24

1

2

28

(1)

29

/

()

1

()

2

1

()

2

30

1

1

12

2

1

2

31

1

2

3

	20%
	20%
	20%
	20%
	20%

25%

2

1

2009 6 2024 10
 15%
 2025 15%
 2019 10 2022 10 18
 15%
 2025 15%
 2023 10
 15% 2025 15%
 2018 11 2024 10
 15%
 2025 15%
 2019 10 2022 10
 15% 2025
 15%
 2023 11
 15% 2025 15%
 2024 11
 15% 2025
 15%
 2024 10
 15%
 2024 7 31
 2020 45

25%

2022

2025

2023

12

25%

20%

2027 12 31

2

[2011]100

3%

[2016]36

1

	956,326,255.74	1,994,157,723.20
	34,418,544.07	55,220,238.77
	990,744,799.81	2,049,377,961.97
	310,277,753.93	309,548,675.73

2

	85,494,068.01	176,818,604.99
	85,494,068.01	176,818,604.99

	1 ICBC CI CC USD Money Market ETF	USD 3,100,000	2025	4
	166,125.19	2		20,000,000.00
2025	5	52,164.38	3	4
16,500,000.00	2025	6	4	
7,500,000.00	2025	6	5	7007
				4,700,000.00
	2025	3	6	6
1,500,000.00	2025	6	7	7
250,000,000.00	2018	9		-237,120,175.06

3

1

	31,994,216.64	35,582,895.34
		15,240,326.11
	31,994,216.64	50,823,221.45

2

	31,994,216.64	93.14%			31,994,216.64	35,582,895.34	63.23%			35,582,895.34
	2,358,134.70	6.86%	2,358,134.70	100.00%		20,688,124.52	36.77%	5,447,798.41	26.33%	15,240,326.11
	2,358,134.70	6.86%	2,358,134.70	100.00%		20,688,124.52	36.77%	5,447,798.41	26.33%	15,240,326.11
	34,352,351.34	100.00%	2,358,134.70	6.86%	31,994,216.64	56,271,019.86	100.00%	5,447,798.41	9.68%	50,823,221.45

1

2

721	2,358,134.70	2,358,134.70	100.00%

	12,719,463.18	254,389.27	2.00%
1-180	3,016,578.47	241,326.27	8.00%
721	4,952,082.87	4,952,082.87	100.00%
	20,688,124.52	5,447,798.41	

3

	5,447,798.41	-3,089,663.71				2,358,134.70

4

	20,300,822.71	
		2,358,134.70
	20,300,822.71	2,358,134.70

4

1

--	--	--

1	1	1, 883, 883, 215. 84	1, 525, 182, 419. 11
1	2	467, 309, 186. 56	484, 338, 694. 14
2	3	251, 337, 678. 21	186, 579, 605. 37
3		461, 112, 365. 25	439, 425, 593. 12
3	4	112, 397, 207. 42	124, 171, 065. 35
4	5	83, 288, 382. 53	61, 417, 581. 40
5		265, 426, 775. 30	253, 836, 946. 37
		3, 063, 642, 445. 86	2, 635, 526, 311. 74

2

	12,347,902.23	0.40%	12,347,902.23	100.00%		12,650,865.35	0.48%	12,650,865.35	100.00%	
	3,051,294,543.63	99.60%	801,610,137.21	26.27%	2,249,684,406.42	2,622,875,446.39	99.52%	685,591,232.17	26.14%	1,937,284,214.22

1)

	8,010,235.35	8,010,235.35	7,807,272.23	7,807,272.23	100.00%	
ATM	4,640,630.00	4,640,630.00	4,540,630.00	4,540,630.00	100.00%	
	12,650,865.35	12,650,865.35	12,347,902.23			

	2, 678, 721, 763. 19	562, 904, 599. 48	
--	----------------------	-------------------	--

	1, 179, 973, 493. 39	23, 922, 865. 99	2. 00%
1-180	350, 404, 186. 37	28, 032, 334. 91	8. 00%
181-360	251, 611, 422. 09	50, 322, 284. 42	20. 00%
361-540	144, 003, 007. 72	60, 481, 263. 24	42. 00%
541-720	97, 432, 719. 21	68, 202, 903. 44	70. 00%
721	235, 208, 200. 18	235, 208, 200. 18	100. 00%
	2, 258, 633, 028. 96	466, 169, 852. 18	

4) III

	1, 222. 64	85. 58	7. 00%
361	2, 891, 874. 19	2, 891, 874. 19	100. 00%
	2, 893, 096. 83	2, 891, 959. 77	

	6, 316. 98	442. 19	7. 00%
361	2, 996, 822. 17	2, 996, 822. 17	100. 00%
	3, 003, 139. 15	2, 997, 264. 36	

5)

1	54, 363, 667. 73	5, 436, 366. 77	10. 00%
1-2	71, 872, 198. 10	24, 503, 282. 32	35. 00%
2-3	19, 506, 184. 62	8, 777, 783. 10	45. 00%
3-4	47, 600, 472. 49	27, 608, 274. 10	58. 00%
4-5	26, 329, 582. 25	19, 480, 293. 25	74. 00%
5	106, 481, 242. 09	106, 481, 242. 09	100. 00%
	326, 153, 347. 28	192, 287, 241. 63	

1	59,346,576.38	5,934,657.64	10.00%
1-2	83,193,592.04	29,117,757.21	35.00%
2-3	18,150,221.02	8,167,599.46	45.00%
3-4	54,664,131.23	31,705,196.11	58.00%
4-5	16,868,663.06	12,482,810.66	74.00%
5	107,038,227.65	107,038,227.65	100.00%
	339,261,411.38	194,446,248.73	

:

5

1

	3,045,420,633.94	446,363,460.01	2,599,057,173.93	2,819,089,858.83	408,021,467.34	2,411,068,391.49

2

	121,610,559.16	3.99%	121,068,334.74	99.55%	542,224.42	133,756,618.68	4.74%	133,233,034.24	99.61%	523,584.44
	2,923,810,074.78	96.01%	325,295,125.27	11.13%	2,598,514,949.51	2,685,333,240.15	95.26%	274,788,433.10	10.23%	2,410,544,807.05
I	9,624,476.49	0.32%	9,624,476.49	100.00%		5,690,917.48	0.20%	5,690,917.48	100.00%	
II	2,820,908,924.84	92.63%	254,359,951.88	9.02%	2,566,548,972.96	2,587,479,671.45	91.79%	216,419,312.35	8.36%	2,371,060,359.10
	93,276,673.45	3.06%	61,310,696.90	65.73%	31,965,976.55	92,162,651.22	3.27%	52,678,203.27	57.16%	39,484,447.95
	3,045,420,633.94	100.00%	446,363,460.01	14.66%	2,599,057,173.93	2,819,089,858.83	100.00%	408,021,467.34	14.47%	2,411,068,391.49

1

	133,756,618.68	133,233,034.24	121,610,559.16	121,068,334.74	99.55%	

2025 6 30

2

I

L	4,956,000.01	4,956,000.01	100.00%
M	3,345,252.08	3,345,252.08	100.00%
N	1,151,759.41	1,151,759.41	100.00%
O	171,464.99	171,464.99	100.00%
	9,624,476.49	9,624,476.49	

M	3,345,252.08	3,345,252.08	100.00%
P	1,080,000.00	1,080,000.00	100.00%
Q	1,020,715.41	1,020,715.41	100.00%
O	244,949.99	244,949.99	100.00%
	5,690,917.48	5,690,917.48	

II

	2,084,926,775.54	42,277,965.21	2.00%
1-180	446,353,656.49	36,267,294.74	8.00%
181-360	91,468,186.08	18,317,553.35	20.00%
361-540	62,957,920.81	26,442,844.94	42.00%
541-720	13,868,073.42	9,719,981.14	70.00%
721	121,334,312.50	121,334,312.50	100.00%
	2,820,908,924.84	254,359,951.88	

	2,095,467,579.09	42,063,806.56	2.00%
1-180	235,647,523.40	18,851,801.87	8.00%
181-360	97,696,707.57	19,539,341.52	20.00%
361-540	25,600,670.32	10,752,281.53	42.00%
541-720	26,183,700.72	18,328,590.52	70.00%
721	106,883,490.35	106,883,490.35	100.00%
	2,587,479,671.45	216,419,312.35	

4

1	14,764,610.49	1,476,461.05	10.00%
1-2	16,049,797.69	5,782,633.81	35.00%
2-3	5,291,298.88	2,675,495.03	45.00%
3-4	5,716,984.01	3,315,850.72	58.00%
4-5	13,052,792.98	9,659,066.89	74.00%
5	38,401,189.40	38,401,189.40	100.00%
	93,276,673.45	61,310,696.90	

1	18,508,533.76	1,850,853.38	10.00%
1-2	19,751,980.37	6,913,193.13	35.00%
2-3	8,703,779.86	3,916,700.94	45.00%
3-4	4,031,601.95	2,338,329.13	58.00%
4-5	13,490,879.20	9,983,250.61	74.00%
5	27,675,876.08	27,675,876.08	100.00%
	92,162,651.22	52,678,203.27	

: 11 4

3

			/	
	38,341,992.67			

6

1

--	--	--	--

	287,180,486.21	287,191,665.97
	150,172,540.59	160,911,457.14
	19,805,452.80	16,858,857.20
	5,900,000.00	5,900,000.00
	43,796.42	455,882.50
	99,544,820.83	98,557,322.22
	363,557,455.19	372,760,540.59

2

1 1	324,707,602.52	336,053,187.71
1 2	47,540,083.91	50,440,918.85
2 3	16,330,673.05	9,424,434.67
3	74,523,916.54	75,399,321.58
3 4	4,479,691.58	5,453,236.27
4 5	11,908,425.27	12,983,770.51
5	58,135,799.69	56,962,314.80
	463,102,276.02	471,317,862.81

3

	12			
2025 1 1	4,384,490.96	8,246,890.05	85,925,941.21	98,557,322.22
2025 1 1				
	-2,499,376.15	3,564,806.52	-67,426.14	998,004.23
		-10,505.62		-10,505.62
2025 6 30	1,885,114.81	11,801,190.95	85,858,515.07	99,544,820.83

721

5

85,858,515.07

85,858,515.07

1

92,661,254.16

1,885,114.81

284,582,506.79

11,801,190.95



4

	98,557,322.22	998,004.23			-10,505.62	99,544,820.83

5

		96,300,000.00		20.81%	
		76,480,000.00		16.51%	1,529,600.00
		38,876,998.00		8.39%	38,876,998.00
		30,709,800.00		6.63%	614,196.00
		16,578,000.00		3.58%	1,326,240.00
		258,944,798.00		55.92%	42,347,034.00

2. 2

7

1

1	99,371,572.87	86.84%	65,916,278.71	89.95%
1 2	8,449,785.78	7.38%	1,510,301.50	2.06%
2 3	883,037.97	0.77%	156,229.80	0.21%
3	5,736,541.05	5.01%	5,704,691.00	7.78%
	114,440,937.67		73,287,501.01	

2

55,051,225.90

48.10%

8

1

	3,750,312,910.65		3,750,312,910.65	1,743,987,683.43		1,743,987,683.43
	573,045,086.96	32,815,922.45	540,229,164.51	791,773,664.15	40,489,596.03	751,284,068.12
	354,336,857.55		354,336,857.55	43,428,345.64		43,428,345.64
	4,677,694,855.16	32,815,922.45	4,644,878,932.71	2,579,189,693.22	40,489,596.03	2,538,700,097.19

2

9

	64,505,955.08	
	7,441,728.00	7,441,728.00
	71,947,683.08	7,441,728.00

10

	227,725,413.81	47,626,797.55
	1,299,750.90	2,169,227.54
-	195,824.59	1,516,735.78
	229,220,989.30	51,312,760.87

11

1	500,000.00						500,000.00	
2	500,000.00						500,000.00	
3	673,291.87	41,028.49			1,685,679.64		714,320.36	
New Markets Investor One Limited 4	14,500,049.00						14,500,049.00	
5	125,000,000.00			6,008,250.00			125,000,000.00	
	141,173,340.87	41,028.49		6,008,250.00	1,685,679.64		141,214,369.36	

1				2018		2018	
500,000.00	6.25%						
2				2018	6	12	90.00%
2025	6	30	10.00%				
3				2022		2022	3
2025	6	30	2.6478%			41,028.49	2,400,000.00
4	New Markets Investor One Limited			Digital China Information Technology Co. Limited	2023		2023
2,000,000.00		2025	6	30	4.80%		6

5

2025 6 30

17.5%

12

1

	77,051,237.75	1,750,063.79	75,301,173.96	149,344,401.03	17,206,245.89	132,138,155.14	5.79%/4.2%
	8,145,924.85		8,145,924.85	10,556,361.57		10,556,361.57	

2019 6

2020 12

2025 6 30

6,265.16

32.

2

	85,197,162.60	100.00%	1,750,063.79	2.05%	83,447,098.81	159,900,762.60	100.00%	17,206,245.89	10.76%	142,694,516.71
	85,197,162.60	100.00%	1,750,063.79	2.05%	83,447,098.81	159,900,762.60	100.00%	17,206,245.89	10.76%	142,694,516.71

3

	17,206,245.89	-15,456,182.10				1,750,063.79

4

	8,532,052.68				-242,088.83						8,289,963.85	
	2,903,280.71	23,783,693.54			-322,146.87						2,581,133.84	23,783,693.54
	752,319.03				17,382.92						769,701.95	
		1,285,663.80										1,285,663.80
	12,187,652.42	25,069,357.34			-546,852.78						11,640,799.64	25,069,357.34

14

1



1.	16,508,919.88
2.	
1	
2 \ \	
3	
3.	
1	
2	
4.	16,508,919.88
1.	4,364,545.61
2.	185,725.35
1	185,725.35
3.	
1	
2	
4.	4,550,270.96
1.	
2.	
1	
3.	
1	
2	
4.	
1.	11,958,648.92
2.	12,144,374.27

2017 6 29 2025 7 1

8

15

1

1.	435,800,906.86	6,243,840.27	1,492,339.24	104,748,107.59	548,285,193.96
2.				5,734,557.88	5,734,557.88
1				5,734,494.22	5,734,494.22
2				63.66	63.66
3.		95,555.55		6,399,488.52	6,495,044.07
1		95,555.55		6,399,488.52	6,495,044.07
4.	435,800,906.86	6,148,284.72	1,492,339.24	104,083,176.95	547,524,707.77
1.	82,453,195.82	5,651,805.44	1,134,698.25	64,563,257.51	153,802,957.02
2.	4,913,922.67	26,278.06	38,774.62	6,843,370.19	11,822,345.54
1	4,913,922.67	26,278.06	38,774.62	6,843,484.60	11,822,459.95
2				-114.41	-114.41
3.		94,599.99		3,894,743.45	3,989,343.44
1		94,599.99		3,894,743.45	3,989,343.44
4.	87,367,118.49	5,583,483.51	1,173,472.87	67,511,884.25	161,635,959.12
1.	1,136,330.68				1,136,330.68
2.					
1					
3.					
1					
4.	1,136,330.68				1,136,330.68
1.	347,297,457.69	564,801.21	318,866.37	36,571,292.70	384,752,417.97
2.	352,211,380.36	592,034.83	357,640.99	40,184,850.08	393,345,906.26

2

	17,616,193.91

16

1.	120,951,218.71
2.	1,539,134.03
1	1,539,134.03
3.	18,958,610.56
1	18,958,610.56
4.	103,531,742.18
1.	84,809,415.65
2.	13,540,876.18
1	13,540,876.18
3.	17,343,974.19
1	17,343,974.19
4.	81,006,317.64
1.	
2.	
1	
3.	
1	
4.	
1.	22,525,424.54
2.	36,141,803.06

17

1





()	193,671,128.85			193,671,128.85
	505,661,763.36			505,661,763.36
	9,921,794.06			9,921,794.06
	5,918,679.91			5,918,679.91
	59,673,000.70			59,673,000.70
	774,846,366.88			774,846,366.88

19

	4,361,912.36		1,132,363.74	3,229,548.62
	552,895.02		204,629.52	225,845.38
	4,914,807.38		1,336,993.26	3,455,394.00

20

/

1

	1,086,417,444.06	166,314,663.80	934,377,548.24	141,524,046.26
	115,221,322.84	17,283,198.43	115,221,322.84	17,283,198.43
	82,103,544.72	12,324,111.31	80,935,609.55	12,145,621.18
	25,183,553.89	6,127,320.56	25,224,582.38	6,133,474.83
	22,368,594.20	3,488,048.74	33,864,021.76	5,339,737.71
	1,331,294,459.71	205,537,342.84	1,189,623,084.77	182,426,078.41

2

	11,760,200.99	1,764,030.17	14,194,895.57	2,129,234.34
	106,065,925.28	15,909,888.78	106,065,925.28	15,909,888.78
	23,296,500.67	3,706,462.19	36,141,803.00	5,800,245.25
	19,446,404.47	2,916,960.67	19,446,404.47	2,916,960.67
			538,780.05	80,817.01

	160,569,031.41	24,297,341.81	176,387,808.37	26,837,146.05
--	----------------	---------------	----------------	---------------

3

	21,976,662.00	183,560,680.84	23,973,247.09	158,452,831.32
	21,976,662.00	2,320,679.81	23,973,247.09	2,863,898.96

21

	314,505,172.00		314,505,172.00	134,460,113.36		134,460,113.36
				6,379,649.00		6,379,649.00
	314,505,172.00		314,505,172.00	140,839,762.36		140,839,762.36

22

	20,582,933.70	20,582,933.70			13,546,402.57	13,546,402.57		
	13,557,485.38	13,557,485.38			37,119,278.12	37,119,278.12		
	278,124.99	278,124.99			554,558.08	554,558.08		
					4,000,000.00	4,000,000.00		
	64,097,952.29	62,651,632.50			129,503,457.05	112,752,827.16		
	98,516,496.36	97,070,176.57			184,723,695.82	167,973,065.93		

23

	2,369,830,086.96	380,245,134.25

24

25

1



2

1	443,777,678.56	1,481,472,125.67	1,609,285,988.99	315,963,815.24
2		18,162,735.47	18,162,735.47	
3	5,315,511.87	85,707,286.25	86,061,485.93	4,961,312.19
	4,781,659.16	78,631,944.94	78,963,078.36	4,450,525.74
	123,249.61	3,343,204.89	3,348,658.07	117,796.43
	410,603.10	3,732,136.42	3,749,749.50	392,990.02
4	-1,589.00	75,121,302.23	75,821,153.23	-701,440.00
5	4,056,494.57	4,142,874.19	4,146,734.51	4,052,634.25
	453,148,096.00	1,664,606,323.81	1,793,478,098.13	324,276,321.68

3

1	8,518,603.26	152,713,498.49	153,540,985.63	7,691,116.12
2	267,934.73	5,281,196.06	5,315,200.96	233,929.83
	8,786,537.99	157,994,694.55	158,856,186.59	7,925,045.95

29

		57,121,416.92	74,838,939.88

31

		8,853,266.77

32

	35,824,000.00	42,824,000.00
	911,036.92	776,000.00
	36,735,036.92	43,600,000.00

2022 3 31

76,824,000.00

5.30% 7

2025

6 30

48,824,000.00

33

	29,656,967.28	44,549,635.26
	4,860,099.38	6,448,526.16
	18,309,147.57	25,926,964.58
	6,487,720.33	12,174,144.52

34

	12,367,068.51	14,383,032.00	5,885,042.88	20,865,057.63

35

		+ -					
	975,774,437.00						975,774,437.00

36

	2,310,650,654.54	18,342,375.84	2,328,993,030.38

	20,051,811.79		18,342,375.84	1,709,435.95
	2,330,702,466.33	18,342,375.84	18,342,375.84	2,330,702,466.33

-

18,342,375.84

37

/	150,263,322.53			150,263,322.53

38

	3,639,311.04	41,028.49			6,154.27	34,874.22		3,674,185.26
	3,639,311.04	41,028.49			6,154.27	34,874.22		3,674,185.26
	77,376,895.26	10,887,680.78				10,887,680.78		88,264,576.04
	77,376,895.26	10,887,680.78				10,887,680.78		88,264,576.04
	81,016,206.30	10,928,709.27			6,154.27	10,922,555.00		91,938,761.30

39

		45,783,652.03		45,783,652.03

40

	2,360,840,229.49	2,915,710,779.23
	2,360,840,229.49	2,915,710,779.23
	-96,379,629.35	-524,060,125.94
		30,810,423.80

	2, 264, 460, 600. 14	2, 360, 840, 229. 49
--	----------------------	----------------------

41

1

	1			
	4,420,686,700.06	3,837,999,525.23	4,093,916,219.65	3,543,587,241.33
	2,510,489.06	185,725.35	2,229,230.76	185,725.39
	4,423,197,189.12	3,838,185,250.58	4,096,145,450.41	3,543,772,966.72

2

	1			
	2,907,042,591.96	2,455,104,213.98	2,907,042,591.96	2,455,104,213.98
	1,513,644,108.10	1,382,895,311.25	1,513,644,108.10	1,382,895,311.25
	2,510,489.06	185,725.35	2,510,489.06	185,725.35
	4,421,503,142.65	3,836,695,766.28	4,421,503,142.65	3,836,695,766.28
	1,694,046.47	1,489,484.30	1,694,046.47	1,489,484.30
	2,493,263,291.61	2,221,203,943.28	2,493,263,291.61	2,221,203,943.28
	1,929,933,897.51	1,616,981,307.30	1,929,933,897.51	1,616,981,307.30
	4,423,197,189.12	3,838,185,250.58	4,423,197,189.12	3,838,185,250.58

3

4

10,203,053,811.79

7,008,096,186.08

2025

2,370,510,160.26

2026

824,447,465.45

2027

42

	7,397,538.57	5,050,511.89
	5,086,832.41	3,585,522.89
	2,296,949.25	1,628,646.69
	1,812,385.63	1,352,360.51
	1,531,299.55	1,085,764.51
	58,985.43	57,516.07
	21,111.28	19,597.07
	18,205,102.12	12,779,919.63

43

	84,383,291.84	61,473,251.37
	16,259,241.51	16,287,423.62
	7,748,314.34	12,996,666.57
	5,695,625.66	6,567,435.26
	5,175,396.70	3,971,382.45
	4,539,730.50	8,066,369.13
	3,176,962.00	3,670,835.79
	915,823.72	610,189.93
	184,143.20	2,478,918.18
	4,412,968.61	3,889,979.73
	132,491,498.08	120,012,452.03

44

	112,707,048.12	125,713,189.71
	30,776,036.59	15,730,477.84
	11,604,350.26	10,417,235.26
	7,759,104.73	9,796,122.16
	6,411,435.20	8,371,323.14
	5,666,025.88	2,581,036.16
	4,109,829.04	3,993,426.21
	2,206,963.51	2,630,419.44
	1,466,106.61	6,287,643.56
	798,860.60	1,126,711.03
	541,652.93	915,217.40
	114,401.29	720,543.11

	15,829,060.59	3,376,085.17
	199,990,875.35	191,659,430.19

45

	148,440,897.95	178,800,958.68
	50,917,413.06	31,731,049.22
	35,977,076.74	29,119,744.85
	8,516,241.63	9,513,987.39
	1,970,855.14	3,523,804.46
	781,206.95	1,508,143.57
	534,460.31	857,361.75
	404,179.13	4,378,478.38
	72,541.34	138,738.84
	190,579.35	304,695.23
	247,805,451.60	259,876,962.37

46

	32,959,526.10	13,126,384.64
	8,758,750.41	4,680,248.29
-	11,551,037.45	3,517,025.90
	3,463,322.30	3,901,544.77
	474,803.22	1,285,188.18
	39,689,938.66	17,149,895.20

47

	33,017,225.32	24,816,139.81
		4,951,942.63
	33,017,225.32	29,768,082.44

48

	-320,490.48	511,397.25

49

	3,978,493.61	404,979.33

	3,301,897.93	3,570,248.77
	-546,852.78	-751,190.81
		1,000,000.00
		-90,006.88
	6,733,538.76	4,134,030.41

50

	-116,193,172.55	-80,386,480.77
	-998,004.23	-4,972,988.60
	15,456,182.10	-4,071,112.26
	3,089,663.71	60,924.55
	-98,645,330.97	-89,369,657.08

51

	-38,341,992.67	-20,638,538.81
	6,468,555.51	13,903,415.81
	-31,873,437.16	-6,735,123.00

52

	23,019.89	330,917.65	23,019.89
	806,328.56	1,716,771.72	806,328.56
	829,348.45	2,047,689.37	829,348.45

53

	12,011,438.23	4,694,374.03	12,011,438.23
	217,221.38	149,061.57	217,221.38
	46,000.00	40,000.00	46,000.00
	603,584.75	965,284.94	603,584.75

		12,878,244.36	5,848,720.54	12,878,244.36
--	--	---------------	--------------	---------------


54

1

	2,245,918.70	4,888,883.10
	-25,657,222.94	-14,965,069.71
	-23,411,304.24	-10,076,186.61

2

	-156,308,317.71



	35,214,047.32	36,299,027.74
	31,095,911.65	16,191,758.21
	28,450,000.00	
	24,638,006.66	17,736,102.11
	19,667,789.07	2,101,747.38
	15,561,372.96	28,436,080.44
	11,152,215.41	545,724.25
	10,204,584.04	12,888,410.00
	5,159,493.05	6,476,458.18
	3,429,201.26	2,931,670.30
	3,412,259.88	3,939,211.27
	3,354,430.01	9,728,746.06
	3,032,664.43	3,825,083.15
	19,442,761.10	36,996,180.23
	213,814,736.84	178,096,199.32

2

	2,145,548,461.53	2,359,790,000.00
	55,142,569.44	
	2,200,691,030.97	2,359,790,000.00

	2,032,540,064.00	2,260,180,000.00
	295,897,520.11	70,000,000.00
	2,328,437,584.11	2,330,180,000.00

3

	12,353,578.59	16,136,217.61
	112,585.62	11,685.45
		47,250,044.42
	12,466,164.21	63,397,947.48

	380,245,134.25	2,341,592,727.22	1,267,451.11	328,555,803.01	24,719,422.61	2,369,830,086.96
	55,803,138.68		3,778.24	6,000,000.00		49,806,916.92
	38,101,109.10			12,353,578.59	950,662.61	24,796,867.90
	474,149,382.03	2,341,592,727.22	1,271,229.35	346,909,381.60	25,670,085.22	2,444,433,871.78

57

1

1		
	-132,897,013.47	-104,522,290.27
	130,518,768.13	96,104,780.08
	12,008,185.30	12,212,328.82
	13,540,876.18	15,765,015.58
	34,757,489.92	29,884,838.95
	1,336,993.26	1,578,030.20
	194,201.49	-181,856.08
	320,490.48	-511,397.25
	30,478,157.89	14,678,391.71
	-6,733,538.76	-4,134,030.41
	-3,131,187.51	9,991,392.92
	-22,526,035.43	-24,956,462.63
	-2,098,505,161.94	-632,746,247.25
	-777,795,660.25	278,655,453.54

	-38,869,331.84	-1,378,652,264.59
	-2,857,302,766.55	-1,686,834,316.68
2		
3		

2

	956,326,255.74	1,994,157,723.20

	24,999.95	7.16000	178,999.63
	168,854.92	0.91210	154,012.57
	1,899,027,512.25	0.00044	837,513.83
	32,775.59	5.60198	183,608.20

59

1

	98,795.77	1,540,321.62
	40,068,166.76	37,477,151.77
	52,421,745.37	53,613,369.38

2



1

	57,325,524.12	13,063,812.73		57,325,524.12		13,063,812.73

1

2025 3 19 Di gi tal Chi na Informati on Technol ogy Si ngapore Pte. Ltd.

DCITS Mal aysi a Sdn. Bhd.

MYR 1.00

100.00%

2025 4 9

1

1

	800,000,000.00				100.00%		
	100,000,000.00				100.00%		
	10,000,000.00					100.00%	
	10,000,000.00					100.00%	
	100,000,000.00				10.44%	89.56%	
	110,000,000.00					36.00%	

2

Di gi tal Chi na Sof
tware(BVI) Li mi t
ed USD

Di gi tal Chi naAdv ancedSystemsLi m i ted	HKD 531,750,000.00					100.00%	
Di gi tal Chi naFi n anci al Servi ceHo l di ngLi mi ted	HKD 65,000,000.00					100.00%	
	103,377,000.00					100.00%	
1	8,400,000.00					40.81%	
	102,340,000.00				99.90%		
	10,000,000.00					99.90%	
	6,000,000.00					44.44%	
	10,000,000.00					100.00%	
	10,000,000.00					100.00%	
	13,333,333.00					100.00%	
	5,000,000.00					80.00%	
	10,000,000.00					71.98%	
	15,000,000.00					65.00%	
	10,000,000.00					100.00%	
	60,000,000.00				66.67%		
2	60,870,600.00					36.00%	

12,000,000.00

	10,000,000.00					60.00%	
2	10,000,000.00					36.00%	
2	30,000,000.00					36.00%	
2	10,000,000.00					36.00%	
2	10,000,000.00					36.00%	
	100,000,000.00					100.00%	
PT. Di gi tal Chi na I nformati on Technol ogy I ndonesi a	IDR 4,000,000,000.00					90.00%	
Di gi tal Chi na I nfo rmati on Technol ogy Co. Li mi ted	HKD 1.00					100.00%	
	50,000,000.00					100.00%	
	175,000,000.00					100.00%	
	205,100,000.00					100.00%	
	5,000,000.00					66.67%	
Di gi tal Chi na I nformati on Technol ogy Si ngapore Pet. Ltd.	294,100,000.00 SGD 916,640.00					100.00%	
	20,000,000.00					99.90%	
DCI TS Mal aysi a Sdn. Bhd.	MYR 10,000.00					100.00%	

1

40.81%

3.4008% 3.4008% 3.4008%

51.0124%

2

36.00%

2

	64.00%	-40,419,486.63		7,560,170.98
	0.10%	-4,162.26		983,661.75

36.00% 34.00% 30.00%

2024

2

1

	/	/
	11,640,799.64	12,187,652.42
--	-546,852.78	-751,190.81
--	-546,852.78	-751,190.81

1

2

						/
	11,837,068.51	9,419,996.00	4,570,622.31		16,686,442.20	
	530,000.00	4,963,036.00	1,314,420.57		4,178,615.43	
	12,367,068.51	14,383,032.00	5,885,042.88		20,865,057.63	

3

	33,017,225.32	24,816,139.81

1

1

1

1

2025

6 30

	40,089,022.98	547,767.35	42,362,739.19	375,979.28
	8,434,619.46	2,712,604.74	770,194.77	3,140,236.57
	3,615,909.34	183,608.20	4,829,717.72	44,569.22
	92,234.32	3,910,515.90	1,626,016.56	2,494,765.72

2

2025 6 30

4,882.40 2024 12 31 5,482.40

2

/

1

720

5

2

5.

3

3

2025 6 30

232, 521. 06

232, 521. 06

2025 6 30

	990, 744, 799. 81			990, 744, 799. 81
	85, 494, 068. 01			85, 494, 068. 01
	34, 352, 351. 34			34, 352, 351. 34
	3, 063, 642, 445. 86			3, 063, 642, 445. 86
	324, 707, 602. 52	63, 870, 756. 96	74, 523, 916. 54	463, 102, 276. 02
	3, 045, 420, 633. 94			3, 045, 420, 633. 94

	71,947,683.08			71,947,683.08
		78,951,162.60	6,246,000.00	85,197,162.60
			141,214,369.36	141,214,369.36
		314,505,172.00		314,505,172.00
	1,870,636,749.91			1,870,636,749.91
	1,904,300,945.92			1,904,300,945.92
	110,310,572.04	7,329,498.53	18,443,679.32	136,083,749.89
		28,412,000.00	8,323,036.92	36,735,036.92
		6,151,641.98	823,439.71	6,975,081.69
	2,369,830,086.96			2,369,830,086.96
	35,753,765.59			35,753,765.59

2

1

	5%	2,524.31	-27.27	583.22	-1,978.37
	5%	-2,524.31	27.27	-583.22	1,978.37

2

2

3

7

1

			20,000	39.92%	40.54%

Digital China Holdings Limited

2

1. 1

3

4

Charter Base Development Limited	
Instant Technology Supply Chain Hong Kong Limited	

		5,846.90			
		3,207,547.17			

50,000,000.00

	/	20,257,223.59	
		2,096,551.17	
	/	1,748,398.20	1,619,632.17
		1,142,631.58	864,048.68
		775,384.28	
	/	426,859.71	919,814.96
	/	273,951.26	371,403.34
		191,894.60	283,102.65
	/		3,964,428.46

2

						1,507,308.86	1,585,673.12	115,050.91	186,841.21	261,474.81	
		3,194.29	17,493.09			575,631.29	675,115.37	82,032.44	64,498.17		2,186,048.50
						123,664.00		12,169.78			
						572,657.94		61,195.09			
		3,194.29	17,493.09			2,779,262.09	2,260,788.49	270,448.22	251,339.38	261,474.81	2,186,048.50

3

2

4

2013 10 28

6

1981387 1958296 1958736

1958790 1956439 1964768

+

3030645

2014 9

6

2014 9 7 2034 9 6

5

		9,169,302.58	50,000,000.00		
		2,005,622.60			11,568,253.47
		1,249,669.63			1,179,718.74
		227,349.58			262,368.43
		150,141.00			213,861.50
		235,849.06			
Charter Base Development Limited		117,597.65	15,000,000.00		115,939.29
		35,293.36			41,200.00
		33,028.02			35,548.87
Instant Technology Supply Chain HongKong Limited		2,801.97			2,819.59
		6,078,042.44			2,022,580.45
		4,754.72			87,277.12
		-			15,596.42
		19,309,452.61			

6

1

		5,670,000.00	5,670,000.00	5,670,000.00	5,670,000.00
		5,016,726.87	5,016,726.87	5,016,726.87	5,016,726.87
		4,218,357.40	3,738,190.18	4,218,357.40	3,290,034.11
	BÖLBN4	1,787,358.28	35,755,551		

		24,229.20		24,229.20	
		18,776.38		10,500.00	
				527,136.35	
				98,880.00	
		749,493.27	14,989.87	749,493.27	365,673.07
		39,045,424.04	18,210,228.46	34,632,518.52	17,451,688.70

2

			54,550,388.34	50,032,543.29
			23,888,680.59	32,988,680.59
			16,293,728.40	13,369,200.10
			11,610,606.99	7,301,507.93
			11,167,177.96	14,340,524.00
			11,123,179.71	5,236,838.19
			10,341,814.94	15,960,952.93
			3,837,012.16	1,353,422.50
			1,163,880.00	
			1,087,118.33	1,087,118.33
			950,000.00	950,000.00
			369,700.00	369,700.00
			300,660.20	323,721.49
			158,200.00	4,200.00
			38,607.39	38,607.39
	Charter Base Development Limited		19,779.49	
			16,616.27	
	Instant Technology Supply Chain HongKong Limited		467.00	
				858,986.92
				209,896.00
				41,221.33
				6,360.00
			22,000,000.00	11,500,000.00

		13,886,194.37	36,265,269.18
		2,106,131.00	5,259,858.85
		535,718.00	56,694.00
		381,440.80	6,833,147.80
		6,607.00	
			2,363,121.60
		2,792,452.83	2,792,452.83
		1,861,562.53	
		1,629,706.62	1,629,706.62
		1,195,754.72	1,195,754.72
		806,461.13	466,981.13
		159,376.83	159,376.83
		54,320.75	54,320.75
		21,988.19	37,203.17
			356,603.78
			224,150.94
		7,041,879.53	8,275,461.53
		201,397,212.07	221,943,584.72

1

1 2022

2022 8 29

2022 9 15

2022

2022

2022

320

812.41

6.77 /

498.52

2024 2 19 2022

2 2023

2023 7 7

2023

2023

2023 7

12

2023

2023

256

28 40 13.64 /

40 52

2024 3 27

2023

7.50

1,854.00

1,861.50

1,861.50

2024 4 10

2025 3 27

2023

1,854

1,854

2025 4 21

2023

			6.77 /	26

2

	2022
	89,204,041.26
	0.00

3

2023 12 2024 1

33,363.15 4,263.15 37,626.30

37,626.30

3,649.75

50.00

41,326.05

2025 6 30

2025 6 30

1

1

1	1	44,043,204.58	36,192,451.24
1	2	43,713,276.18	39,676,516.69
2	3	5,530,615.82	153,664.71
3		500,782.00	500,782.00
5		500,782.00	500,782.00
		93,787,878.58	76,523,414.64

2

	93,787,878.58	100.00%	712,462.00	0.76%	93,075,416.58	76,523,414.64	100.00%	737,314.86	0.96%	75,786,099.78
II	93,787,878.58	100.00%	712,462.00	0.76%	93,075,416.58	76,523,414.64	100.00%	737,314.86	0.96%	75,786,099.78

II

		93,075,416.58		
721		712,462.00	712,462.00	100.00%
		93,787,878.58	712,462.00	

		75,810,952.64	24,852.86	2.00%
721		712,462.00	712,462.00	100.00%
		76,523,414.64	737,314.86	

: 11 4

3

	737,314.86	-24,852.86				712,462.00

4

R	42,198,115.63		42,198,115.63	44.99%	

2

1

	220,067,800.00	220,067,800.00
	86,551,710.17	164,351,710.17
	38,105.00	29,400.00
	3,470,036.00	2,475,356.00
	303,187,579.17	381,973,554.17


2

1	1	305,905,905.00	383,697,200.00
3		751,710.17	751,710.17
3	4		751,710.17
4	5	751,710.17	
		306,657,615.17	384,448,910.17

3

5

--	--	--	--	--



3

	2,915,435,941.92	568,683,715.62	2,346,752,226.30	2,915,435,941.92	568,683,715.62	2,346,752,226.30
	4,151,640.66	1,285,663.80	2,865,976.86	4,393,729.50	1,285,663.80	3,108,065.70
	2,919,587,582.58	569,969,379.42	2,349,618,203.16	2,919,829,671.42	569,969,379.42	2,349,860,292.00

1

	813,661,500.05						813,661,500.05	
		22,179,736.00						22,179,736.00
	261,387,422.10	546,503,979.62					261,387,422.10	546,503,979.62
	40,256,668.37						40,256,668.37	
	1,203,014,319.68						1,203,014,319.68	
	2,400,000.00						2,400,000.00	
	12,470,851.84						12,470,851.84	
	7,377,969.03						7,377,969.03	
	314,858.17						314,858.17	
	4,846,405.25						4,846,405.25	

2025

							85,588.14	
		348,575.03					348,575.03	
Digital China Information Technology Co. Limited		188,694.80					188,694.80	
		239,544.32					239,544.32	

		1,285,663.80										1,285,663.80
	3,108,065.70	1,285,663.80			-242,088.84						2,865,976.86	1,285,663.80

4

	16,829,050.28	10,414,460.60	345,627,293.82	325,138,389.92

	1			
	16,829,050.28	10,413,332.37	16,829,050.28	10,413,332.37
		1,128.23		1,128.23
	16,829,050.28	10,414,460.60	16,829,050.28	10,414,460.60
	16,829,050.28	10,414,460.60	16,829,050.28	10,414,460.60
	16,829,050.28	10,414,460.60	16,829,050.28	10,414,460.60

51,635,818.86

2,963,252.49

2025

48,672,566.37

2026

5

		20,000,000.00
	-242,088.84	-250,988.16
		154,503.97
	-242,088.84	19,903,515.81

1

--	--	--

	-194,201.49	
	3,391,588.63	
	6,959,720.03	
	4,391,418.23	
	-11,854,694.42	
	23.91	
	1,851,119.59	
	842,687.48	--

1

2

		/	/
	-1.72%	-0.1003	-0.1003
	-1.74%	-0.1012	-0.1012

3

1

2

3

2025 04 01					2024	http://static.cninfo.com.cn/finalpage/2025-04-01/1222984229.PDF

		567			567		
		13.06			13.06		

4.57

	9	2024	2024 12 20	2025 1
			2025	
			http://www.cninfo.com.cn	

2025 8 26