

2015

.....	2
.....	5
.....	10
.....	14
.....	36
.....	65
.....	74
.....	75
.....	84
.....	93
.....	200



	<p>http://www.cninfo.com.cn</p>

16

	4	2004	11	9			
					2010	2	8
	5	2013	12	30			194,770,055
						45.17%	
	6	2014	12	25			
					20,520,227		431,214,014
					451,734,241		43.12%
	7	2015	1	13			
					7,171,717		458,905,958
						42.44%	
	8	2015	9	16		2015	
		2015	9	22		2015	
					458,905,958	917,811,916	
					42.44%		

	8 A 9

		35	2013 12 13 2016
	A 4		12 31

	2015	2014		2013
	6,712,855,773.20	6,559,007,918.00	2.35%	7,713,438,140.57

	350,620,327.31	279,531,140.01	25.43%	254,718,777.19
	326,443,876.20	264,882,742.13	23.24%	231,444,635.10
	78,386,638.78	503,133,542.65	-84.42%	161,089,588.21
/	0.3820	0.3241	17.86%	0.3988
/	0.3820	0.3241	17.86%	0.3988
	11.34%	13.69%	-2.35%	14.23%
	2015	2014		

	2015	2014	2013	
	-7,428,287.96	-456,221.41	-943,872.49	
	25,987,319.34	19,255,629.29	42,447,258.62	
		-2,207,547.16		
	3,524,517.48	-10,424,057.88	-860,252.99	
	6,756.52			
	11,860,810.48	200,889.68	784,172.53	
	-5,315.78	17,276,443.95	-1,332,948.27	
	3,498,230.43	4,040,651.53	268,013.58	
	6,271,118.54	4,956,087.06	16,552,201.73	
	24,176,451.11	14,648,397.88	23,274,142.09	--

1

1

1

30

IT

IT

ITSS

IT

1

IT

IT

IT

2006

2015

IT

IT

IT

2

2014

2015

2013

1

IT

3

IT

IT

SaaS PaaS

4

ATM

ATM

ATM

C6000

C7000

3

2015

OKI

C9000

ATM

5

IT

IT

100

IT

1

	100%
	73.78%
	255.35%
	92.56%
	90.01%
	31.57%
	21,176,651.37
	30.27%

2

IT

+

IT

Sm@rtOP

ITSS

IT

IT

1

,

2015

+

2015

,

,

,

+

+

2015

2015 7

--

2015 11

2015

2015

Sm@rtESB

Sm@rtOP

2015

IT

IT

"

"

2015 10

ITSS

IT

IT

2015 12

1

2015

2015

67.13

2.35%

20.66%

2.34

3.51

25.43%

3.26

23.24%

2015

2015

IT

IT

IT

,

2015

17.44

2.32%

26.34%

2.78

IT

IT

2015

2015

2.59

89.66%

768.99% 2014

12

50.41%

3.20

,

460

70

2015

IT

IT

2015

6.00

5.94%

38.71%

9.46

ModelB@nk4.0

33

ESB

16

2015

2022

2015

ATM

4.15

11.52%

40.47%

4.18

OKI

2015

36.95

2.49%,

10.73%

1.09

2

1

	2015		2014		
	6,712,855,773.20	100%	6,559,007,918.00	100%	2.35%
	6,712,855,773.20	100.00%	6,559,007,918.00	100.00%	2.35%
	1,743,666,433.93	25.97%	1,704,085,194.95	25.98%	2.32%
	258,844,233.16	3.86%	29,786,657.68	0.45%	768.99%
	600,160,489.22	8.94%	566,520,920.40	8.64%	5.94%
	415,351,892.14	6.19%	469,413,329.83	7.16%	-11.52%
	3,694,832,126.46	55.04%	3,789,201,815.14	57.77%	-2.49%
	598.29	0.00%			
	6,616,369,567.73	98.56%	6,483,817,419.28	98.85%	2.04%
	96,486,205.47	1.44%	75,190,498.72	1.15%	28.32%

2

10%

	6,712,855,773.20	5,326,163,296.70	20.66%	2.35%	-0.58%	2.34%
	1,743,666,433.93	1,284,361,772.77	26.34%	2.32%	-1.40%	2.78%
	600,160,489.22	367,854,722.94	38.71%	5.94%	-8.22%	9.46%
	415,351,892.14	247,255,654.68	40.47%	-11.52%	-17.32%	4.18%
	3,694,832,126.46	3,298,325,705.28	10.73%	-2.49%	-1.28%	-1.09%
	6,616,369,567.73	5,262,788,133.48	20.46%	2.04%	-1.15%	2.57%

1

3

4

1

2015 6 29

2

2014 12

2015 12

2015 10 28

5



		367,854,722.94	6.91%	400,805,717.26	7.48%	-8.22%
		247,255,654.68	4.64%	299,051,163.74	5.58%	-17.32%
		3,298,325,705.28	61.93%	3,341,167,049.84	62.37%	-1.28%
		341.88	0.00%			

6

23

7

8

	612,281,319.76
	9.12%

5

1	1	183,557,678.88	2.73%
2	2	161,064,427.97	2.40%
3	3	93,332,117.20	1.39%
4	4	92,620,638.71	1.38%
5	5	81,706,457.00	1.22%
	--	612,281,319.76	9.12%

	1,336,625,726.81
	23.37%

5

1	1	519,609,817.45	9.08%
2	2	224,756,036.13	3.93%
3	3	213,976,405.63	3.74%
4	4	205,690,423.99	3.60%
5	5	172,593,043.61	3.02%
	--	1,336,625,726.81	23.37%

3

	2015	2014		
	442,341,950.97	420,076,869.46	5.30%	
	510,833,097.00	462,027,735.48	10.56%	
	43,564,246.63	18,359,409.25	137.29%	

4

2015

37,328.82

5.56%

2,117.67

5.67%

2015

+

IT

ModelB@nk4.0

Sm@rtOP

PaaS

SaaS PaaS

Sm@rtESB

	2015	2014	
	3,393	2,632	28.91%
	65.57%	62.94%	2.63%
	373,288,226.59	305,129,914.18	22.34%
	5.56%	4.65%	0.91%
	21,176,651.37	12,002,823.53	76.43%
	5.67%	3.93%	1.74%

5

	2015	2014	
	7,672,464,003.41	8,339,148,427.35	-7.99%
	7,594,077,364.63	7,836,014,884.70	-3.09%
	78,386,638.78	503,133,542.65	-84.42%
	1,464,442,590.20	2,696,864,569.89	-45.70%
	1,500,956,059.27	3,025,116,822.89	-50.38%

	1,653,437,873.79	2,403,731,227.77	-31.21%
	1,518,056,333.59	2,415,163,275.67	-37.14%
	135,381,540.20	-11,432,047.90	1,284.23%
	179,142,585.93	168,379,110.55	6.39%

1	84.42%	2014
2	88.88%	2
3	1284.23%	

	25,740,459.71	5.62%	
	-25,048,628.08	-5.47%	
	44,272,568.16	9.67%	
	7,798,456.34		

1

	2015		2014			
	1,895,818,945.81	25.72%	1,702,372,776.91	26.59%	-0.87%	
	2,406,062,170.90	32.64%	2,239,454,591.82	34.97%	-2.33%	
	1,178,187,959.27	15.98%	611,859,478.55	9.56%	6.42%	
	360,848,877.15	4.90%	358,455,474.77	5.60%	-0.70%	
	144,076,729.19	1.95%	167,643,540.38	2.62%	-0.67%	
			255,404.17	0.00%	0.00%	
	1,006,474,344.74	13.65%	762,692,505.11	11.91%	1.74%	
			240,000,000.00	3.75%	-3.75%	

2

1

360,848,877.15	358,455,474.77	0.67%

3

4

1

2

				10,787.67	2015 05 22	2015 05 28	0	10,787.67	10,787.67	0	0	0.00%	195.79
DBS				14,200	2015 12 15	2015 12 23	0	14,200	14,200	0	0	0.00%	71.41
				24,987.67	--	--	0	24,987.67	24,987.67	0	0	0.00%	267.2
					2015	03	31						
					2015	04	25						

	22 - " "

5

1

--	--	--	--	--	--	--	--	--	--	--

2013		20,000		17,497.52				2,502.48		2,500
2014		22,666.67	1,129.89	22,666.67	413.89	413.89	0.97%	0		0
	--	42,666.67	1,129.89	40,164.19	413.89	413.89	0.97%	2,502.48	--	2,500
		42,666.67		40,164.19				1,129.89		
626.00		90.00			413.89					

2

	()		(1)		(2)	(3) (2)/(1)				
		13,830.42	13,830.42	0	14,240.6	102.97%		0		
		2,580	2,580	0	2,924.99	113.37%		0		
		2,500	2,500	0	0	0.00%		0		
		400	400	0	226.17	56.54%		0		

	413.89
	75080188000114242

1

2

10%

			800,000,000	3,576,585,638.78	1,028,712,076.04	4,105,150,130.30	159,038,837.01	134,553,048.81
			100,000,000	658,471,019.03	503,190,429.30	441,886,483.69	79,801,435.59	73,054,718.97
			5,000,000	371,694,216.36	136,328,057.52	274,571,529.81	90,767,986.61	75,341,832.04

()		

" + " SaaS

OKI ATM

2016

1

2016

SaaS

PaaS

2

2016

IT

3

2016

1

2016

2

GB/T19001-2000 idt ISO9000 CMMI

3

1



2015 01 07

<http://www.cninfo.com.cn/finalpage/2015>

1 2015 3 27

2015-2017

2014

2 2015 4 24

2014

2014

2014

10

0.60 () 2015 6 4

2014

2015 6

10 2015 6 11

3 2015 8 24

2015

458,905,958

10

10

2015

2015 9 11

2015

2015 9 22

458,905,958

917,811,916

4

3

1 2015

2015

2015

	10	0.4	
2015			
2 2015	2015		458,905,958
	10	10	2015
2015 9 22			
3 2014	2014		2014
	10	0.60	
4 2013			
-28,182.12		2013	

2015	36,712,476.64	350,620,327.31	10.47%	0.00	0.00%
2014	27,534,357.48	279,531,140.01	9.85%	0.00	0.00%
2013	0.00	254,718,777.19	0.00%	0.00	0.00%

10	0
10	0.4
10	10
	917,811,916
	36,712,476.64
	135,131,802.21

										100.00%	
1	2015	8	24								2015
				458,905,958				10	10	2015	
				2015	9	11	2015			2015	9
22				458,905,958			917,811,916				
2								2015		103,339,623.26	
								10%		10,333,962.33	
2014							27,534,357.48			69,660,498.76	2015
							135,131,802.21				
3	2016	3	29								2015
								10	0.4	0	

1

			2014 2 14 ,	2013 12 30	36	
			2014 2 14 ,	2013 12 30	12	24 50%
			2014 2 14	2013 12 30		
			2014 2 14	2013 12 30	2015 12 31	

			2014 2 14	2013 12 30	
			2014 2 14	2013 12 30	
			2014 2 14	2013 12 30	
			2014 2 14	2013 12 30	
			2014 2 14	2013 12 30	
			2014 2 14	2013 12 30	
			2014 2 14	2013 12 30	

		2014 2 14	2013 12 30		
		2014 12 23	2014 12 25	2018 3 31	
		2014 12 23	2014 12 25		
		2014 12 23	2014 12 25	36	
		2014 12 23	2014 12 25	12	
		2014 12 23	2014 12 25		

			2014 12 23	2014 12 25		
			2014 12 23	2014 12 25		
			2014 12 23	2014 12 25		
			2014 12 23	2014 12 25		
			2014 12 23	2014 12 25		
			2015 1 12	2015 01 13	12	2016 1 21

			2015 8 13	2015 08 12	2015 8 12 6	
			2015 8 13	2015 08 12	2015 8 12 6	
			2015 10 16	2015 07 22	2016 1 22	
			3,166 2015 7 10	2015 07 10	2015 10 15	2015 7 22

			20,000 2015 7 10	2015 07 10	2015 10 14	2015 10 16
			2015 10 16	2015 10 16	2016 4 15	

2

--	--	--	--	--	--	--	--

2015 01 01 2015 12 31 33,433.67

-

2014

100%

2014 12 2

2015

6,675.00

7,088.21

YÖ4

"			17530				27
			38,876,998				2014 8 26
			7,849,265.9	137,716			2014
				7			"
							" 2014 8
							29

13,903.89

			/			2,745.63	0.48%	5,000					2015 01 10	http://www.cninfo.com.cn
						3,447.02	0.51%	20,000					2015 01 10	http://www.cninfo.com.cn
				--	--	28,611.91	--	80,000	--	--	--	--	--	--
				2015						20,000			3,447.02	
							55,000			22,419.26				
								5,000					2,745.63	

2

3

4

5

1

1

2

3

2

1

	2015 01 28	47,000	2015 03 23	6,974.14				

	2015 01 28	47,000	2015 03 23	365.11				
	2014 09 06	30,000	2015 11 12	7,212.16				
	2014 09 06	5,000	2015 11 12	2,829.78				
	2014 09 06	5,000	2015 11 12	3,464.58				
	2014 04 26	30,000	2014 09 09	3,222.47				

	28							
	2015 04 25	50,000	2015 09 06	539.6				
	2015 01 28	5,000	2015 01 01	1,816				
	2015 01 28	3,000	2015 05 20	7.23				
Digital China Advanced Systems Limited	2014 02 18	25,161.3	2014 03 11	25,161.3		32		
Digital China Advanced Systems Limited		25,161.3	2014 03 11	228.4				
Digital China Advanced Systems Limited		13,000.01	2014 03 11	965.68				
C1			58,000		C2			8,962.8
C3			121,322.61		C4			28,718.21
A1+B1+C1			228,590		A2+B2+C2			186,950.45
A3+B3+C3			479,912.61		A4+B4+C4			125,955.41
A4+B4+C4								

2

3

1

			5,000	2015 01 12	2015 03 12		5,000		53.34	53.34	
			5,000	2015 01 13	2015 03 13		5,000		53.34	53.34	
			10,000	2015 04 03	2015 06 25		10,000		136.44	136.44	
			300	2015 07 22	2015 08 24		300		0.54	0.49	
			1,200	2015 07 24	2015 08 26		1,200		2.18	1.95	
			1,000	2015 07 07	2015 09 24		1,000		7.03	7.03	
			1,000	2015 07 08	2015 09 24		1,000		6.94	6.94	
			1,000	2015	2015		1,000		6.85	6.85	

				07 09	09 24						
			1,000	2015 07 10	2015 09 24		1,000		6.76	6.76	
			1,000	2015 07 13	2015 09 24		1,000		6.49	6.49	
			1,000	2015 07 14	2015 09 24		1,000		6.4	6.4	
			1,000	2015 07 15	2015 09 24		1,000		6.31	6.31	
			1,000	2015 07 16	2015 09 24		1,000		6.23	6.23	
			1,000	2015 07 17	2015 09 24		1,000		6.14	6.14	
			1,000	2015 07 20	2015 09 24		1,000		5.87	5.87	
			5,000	2015 08 19	2015 09 24		5,000		16.05	16.05	
			1,000	2015 08 19	2015 09 24		1,000		3.37	3.37	

			500	2015 08 21	2015 09 24		500		1.76	1.76	
			500	2015 08 24	2015 09 24		500		1.61	1.61	
			5,000	2015 10 15	2015 12 24		5,000		31.08	31.08	
			5,000	2015 10 16	2015 12 24		5,000		30.64	30.64	
			5,000	2015 10 19	2015 12 24		5,000		29.31	29.31	
			5,000	2015 11 23	2015 12 24		5,000		12.88	12.88	
			5,000	2015 11 27	2015 12 24		5,000		10.21	10.21	
			5,000	2015 11 30	2015 12 24		5,000		9.77	9.77	
			1,000	2015 10 15	2015 12 24		1,000		6.21	6.21	
			1,000	2015 10 16	2015 12 24		1,000		6.12	6.12	
			1,000	2015 10 19	2015 12 24		1,000		5.85	5.85	
			1,000	2015 10 20	2015 12 24		1,000		5.76	5.76	
			1,000	2015 10 21	2015 12 24		1,000		5.67	5.67	

			1,000	2015 10 22	2015 12 24		1,000		5.59	5.59	
--	--	--	-------	---------------	---------------	--	-------	--	------	------	--

				10 27	12 24						
			500	2015 10 28	2015 12 24		500		2.86	2.86	
			10,000	2015 11 23	2015 12 24		10,000		28.82	28.82	
			5,000	2015 11 24	2015 12 24		5,000		13.91	13.91	

2014 2015
10,000 09 30

2

4

			2015 06 29	-	-	-	-						2016 06 30	http //www. cninfo. com
				6104.46	-	-	-						2015 12 26	http //www. cninfo. com

2015-001	2015	B45	2015/1/10	http://www.cninfo.com.cn
2015-002	2015	B45	2015/1/10	
2015-003		B45	2015/1/10	
2015-004		B45	2015/1/10	
2015-005		B45	2015/1/10	

2015-006		B45	2015/1/10
2015-007		B45	2015/1/10
2015-008		B45	2015/1/10
2015-009	2015	B47	2015/1/10
2015-010	2015	B47	2015/1/10
2015-011		B12	2015/1/12
2015-012		B12	2015/1/12
2015-013	2015	B45	2015/1/13
2015-014	2015	B45	2015/1/13
2015-015	2015	B33	2015/1/23
2015-016	2015	B56	2015/1/28
2015-017	5%	B33	2015/1/29
2015-018		B29	2015/2/11
2015-019	5%	B36	2015/2/12
2015-020	5%	B84	2015/2/17
2015-021		B20	2015/2/28
2015-022		B173	2015/3/31
2015-023	2014	B173	2015/3/31
2015-024		B173	2015/3/31
2015-025		B174	2015/3/31
2015-026		B174	2015/3/31

2015-027		B174	2015/3/31	
2015-028		B174	2015/3/31	

2015-029

L€ œ (ĀŸ - „d„]±0

2015-048	2015	B12	2015/5/11
2015-049		B12	2015/5/11
2015-050		B11	2015/5/11
2015-051		B11	2015/5/11
2015-052		B60	2015/5/14
2015-053	2015	B56	2015/5/22
2015-054	2015	B24	2015/5/27
2015-055	2014	B28	2015/6/4
2015-056		B56	2015/6/5
2015-057		B76	2015/6/10
2015-058	2014	B53	2015/6/13
2015-059		B76	2015/6/30
2015-060		B5	2015/7/2
2015-061		B16	2015/7/8
2015-062		B52	2015/7/10
2015-063		B52	2015/7/10
2015-064		B93	2015/7/15
2015-065		B93	2015/7/15
2015-066		B93	2015/7/15
2015-067		B36	2015/7/22
2015-068	2015	B69	2015/8/5
2015-069		B69	2015/8/5
2015-070		B57	2015/8/13
2015-071		B57	2015/8/13

2015-072		B97	2015/8/26
2015-073	2015	B97	2015/8/26
2015-074		B97	2015/8/26
2015-075		B97	2015/8/26
2015-076		B97	2015/8/26
2015-077	GE CAPITAL SERVICES PTE LTD	B97	2015/8/26
2015-078	2015	B97	2015/8/26
2015-079		B97	2015/8/26
2015-080		B72	2015/9/7
2015-081	2015	B24	2015/9/9
2015-082	2015	B64	2015/9/12
2015-083	2015	B64	2015/9/12
2015-084	2015	B45	2015/9/16
2015-085	2015	B57	2015/9/25
2015-086		A12	2015/9/26
2015-087		B45	2015/10/16
2015-088	2015	B104	2015/10/29
2015-089		B64	2015/11/10
2015-090		B53	2015/11/11
2015-091	2015	B49	2015/11/13
2015-092		B49	2015/11/13
2015-093		B49	2015/11/13
2015-094		B49	2015/11/13
2015-095		B49	2015/11/13

2015-096

2015

B49 2015/11/13

2015 7 14

51.0114%

2015

7 15

<http://www.cninfo.com.cn>

, 2015

+

IT

()

2015

1

	361,106,561	79.94%	0	0	322,493,493	0	322,493,493	683,600,054	74.48%	
1	0	0.00%	0	0	0	0	0	0	0	

1	2015	1	13					
				7,171,717		451,734,241		458,905,958
2	2015	8	24					2015
					458,905,958			10 10
2015						2015	9 11	2015
				2015	9 22			458,905,958 917,811,916
1				451,734,241		458,905,958		2014
2014								[2014]1258
2				458,905,958		917,811,916		2015
1	2014	12	30					5
				7,171,717				
					2015	1	13	
2	2015					10	10	2015
9	22						2015	9 22
1				7,171,717		2015	1	13
								0

2	2015				458,905,958	
	10	10	2015	9	22	917,811,916
2015		0.3820 /		0.3820 /	2014	0.3241
/		0.3241 /				

2

	194,770,055	0	194,770,055	389,540,110	194,770,055	2016 12 30 389,540,110
	59,510,588	0	59,510,588	119,021,176	59,510,588	2016 12 30 119,021,176
	52,956,503	0	26,478,252	52,956,504	52,956,503	2015 2 12 26,478,251 2016 12 30 52,956,504
	21,186,440	0	21,186,440	42,372,880	21,186,440	2016 12 30 42,372,880
Infinity I-China Investments(Israel) ,L.P.	9,358,417	0	9,358,417	18,716,834	9,358,417	2016

						9,718,380
	5,540,462	0	5,540,462	11,080,924	5,540,462	2016 3 31 1,108,092 2017 3 31 1,108,092 2018 3 31 8,864,740
	4,432,369	0	4,432,369	8,864,738	4,432,369	2016 3 31 886,474 2017 3 31 886,474 2018 3 31 7,091,790
	3,078,033	0	3,078,033	6,156,066	3,078,033	2016 1 6 3,517,752 2017 12 25 2,638,314
	2,804,331	0	2,804,331	5,608,662	2,804,331	2016 12 30 5,608,662
	820,809	0	820,809	1,641,618	820,809	2016 1 6 1,641,618
	287,283	0	287,283	574,566	287,283	2016 1 6 574,566
	287,283	0	287,283	574,566	287,283	2016 1 6 574,566
	7,171,717	0	7,171,717	14,343,434	7,171,717	2016 1 21 14,343,434
	368,278,278	0	341,800,027	683,600,054	--	--

2

2015 1 13

7,171,717

458,905,958

2015 8 24

458,905,958

2015

10

10

2015

2015 9 11 = 6

3

1

	48,055		58,833		0		0
5%		10					
		42.44%	389,540,110	194,770,055	389,540,110	0	
		12.97%	119,021,176	59,510,588	119,021,176	0	56,800,000
		10.87%	99,737,888	46,781,385	52,956,504	46,781,384	
		5.53%	50,718,280	9,634,783	42,372,880	8,345,400	
Infinity I-China Investments(Israel) ,L.P.		2.04%	18,716,834	9,358,417	18,716,834	0	
		1.32%	12,147,976	6,073,988	12,147,976	0	
		1.29%	11,837,951	7,017,492	828,956	11,008,995	
		1.21%	11,080,924	5,540,462	11,080,924	0	
		0.97%	8,864,738	4,432,369	8,864,738	0	
		0.67%	6,156,066	3,065,233	6,156,066	0	5,340,000

10	2013	9.44	/
	9,358,417	2013 12 30	36 2015
	10 10	18,716,834	
		36	-
10			
		46,781,384	46,781,384
		11,008,995	11,008,995
		8,345,400	8,345,400
		5,455,652	5,455,652
		3,950,000	3,950,000
	-005L-FH002	3,766,720	3,766,720
		2,526,114	2,526,114
		2,180,000	2,180,000
		1,992,261	1,992,261
		1,900,476	1,900,476
10	10	10	
10			

10

10

10

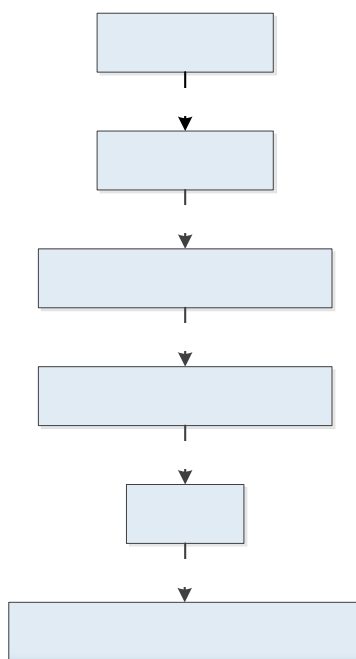
10

2

	/			
		2002 03 28	73513018-0	
	2015 12 31		DCSL	17.91%

3

10		
2015 12 31	5%	2016 3 18
92,270,000	8.40%	



4 **10%**

	/			
		2011 05 18	32,951.97	
		2001 11 28	173,000	

5

				44	2014 01 22	2016 01 06	0	0	0	0	0
				51	2015 04 24	2016 01 06	0	0	0	0	0
				53	2014 01 22	2015 04 24	0	0	0	0	0
				54	2014 01 22	2015 09 11	0	0	0	0	0
				58	2014 01 22	2015 09 11	0	0	0	0	0
				39	2014 01 22	2015 08 24	0	0	0	0	0
	--	--	--	--	--	--	0	0	0	0	0

				2016 01 06	
				2016 01 06	
				2015 09 11	
				2015 09 11	
				2015 04 24	
				2015 08 24	

53

2007 4 -2011 3

2011 4

2011

4 -2014 4

2012 7 -2015 7

2008 7

49

2005

2008 4 -2011 3

2011

4

CEO

2008 7

2014 1

52 1981 -1985 1985 -1989

2010 4 -2011 3

2011 4

40 1997 7 1999 5

2003 6 2009 5 -2011

4 2011 4 -2014 4 2014

5 2015 9

41 1995 7

2002 7 MBA 2007 3

2011 9

49 1991 7

2008 7 2002

2008 5 2011

9

58 2001 7

2014 4 2004 1 -2012 2

2011 9 -2013 12 2012 3

2015 9

2014 5

49 2003 8 2014 10

2006 2 -2014 4 () 2014 8

CEO 2015 4

50 1986 1992

2000 2014 7

2001 -2012 2012

2016 1

41 2001 3 2008 4 -2014 3

2014 4 -2015 5

2015 6 12

2016 1 2015 9

39 2004 7 1998 7

2009 6 -2011 9 2012 3 -2014

4 2014 5 -2015 12

2016 1 2015 9

53 1986 2010

2011 9

45 2007 3

2011 9

52

2012 5 2008 11

2009 11 -2011 1

2011 9

39 1998 7 2012 5

2008 4 -2011 3 2011 4 -2011

8 2014 5

2011 9 -2015 8

35 2012 11 2004 3 -2014

6 2010 9 -2013 9

78

2015 3
 45 2000 7 2015
 7 2009 4 -2011 4
 2011 5 -2011 11 2011 12 -2014
 12 2015 1 -2015 8
 2015 8

			2002 03 28		
			2002 03 28		
			2011 05 18		
			2015 06 01	2015 12 31	
			2016 01 01		
			2016 01 01		

			2011 04 01		
			2011 06 10		
			2010 08 26		
			2015 06 30	2016 12 26	
			2015 01 06	2018 01 06	
			2012 07 24	2015 07 31	

		CEO	2011 04 01		
			2014 05 20	2015 12 15	
			2014 05 05		
	Yayi International Inc		2009 06 30		
	BFE Inc.		2014 02 19		
			2015 07 06		
			2011 12 25		
			2012 11 01		
	Goldland Digital (China) Limited		2009 11 02		
	China Energy Group Limited		2011 03 15		
			2008 05 01		
			2004 12 01	2017 05 22	
			2012 11 13	2018 11 13	
			2013 06 25	2016 06 25	
			2014 07 07	2017 07 07	
			2002 10 23		
			03 11 01	2015 09 28	

1

,

2

			53		0	
			49		0	
			52		553.97	
			40		0	
			41		0	
			49		9.6	

58

			39		106.84	
			45		59.73	
			46		0	
			44		0	
			51		7.2	
			53		2.4	
			54		0	
			58		0	
	--	--	--	--	1,031.62	--

1

	0
	5,033
	5,175
	5,175
	0
	0
	731
	3,933
	96
	354
	61
	5,175

	11
	500
	3,716
	948
	5,175

2

3

		2016	95	1500
27	1350			240
			400	

4

1

2

[2012]37

3 --

([2013]43)

2015-2017

3

2015

4

5

[2003]56

6

1

2

3

4

5

1

2015		0.14%	2015 01 27	2015 01 28	http://www.cninfo.com.cn
2014		0.08%	2015 04 24	2015 04 25	http://www.cninfo.com.cn
2015		0.16%	2015 05 18	2015 05 19	http://www.cninfo.com.cn
2015		0.06%	2015 09 11	2015 09 12	http://www.cninfo.com.cn
2015		0.05%	2015 12 01	2015 12 02	http://www.cninfo.com.cn

2

1

	9	6	2	1	0	
	9	7	2	0	0	
	7	4	1	2	0	
	7	6	0	1	0	
	2	1	1	0	0	
	0	0	0	0	0	
						3

2014 1 22
2015 4 24
2016 1 6
2015 5 16
2015 4 24
2015 5
2

2

3

1
1 2015 1 4
2014
2 2015 1 9
8
2015
2014
2015
2014

3 2015 3 13 2015 2014
2014

4 2015 3 27 2015 2014
2014 2014

2015

5 2015 4 24 2015 2015
2015

6 2015 8 24 2015 <2015
> <2015 > < 2015
> <2015 >

7 2015 10 27 2015 <2015
> <2015 >

8 2015 12 14 2015

2 2015

1 2015

2015

2 2015 2015
2015

2015

3

2015

2015 12 31

2015

2015

4

2016 2 18 2016 3

14

2015

5

2015

2015

2016

3

2015

2015

2015 12 31

2015

3

1 2015 3 27 1 Ð 1 Ó€

2015 3 27

2015

2015

2

1 2015 3 27

2015

2014

2014

1 2014

2

2 2015 4 24

2015

2014

		2016 03 30																																																							
		http://www.cninfo.com.cn																																																							
		90.00%																																																							
		90.00%																																																							
	1) 2) 3) 4) 5) 6) 7) 8)	1) 2) 3) 4) 5) 6)																																																							
	<table border="1"> <tr><td></td><td></td></tr> <tr><td>0.5%</td><td></td></tr> <tr><td></td><td>0.5%</td></tr> <tr><td></td><td></td></tr> <tr><td></td><td>0.2%</td></tr> <tr><td>< 0.5%</td><td></td></tr> <tr><td></td><td>0.2% <</td></tr> <tr><td></td><td>0.5%</td></tr> <tr><td></td><td></td></tr> </table>			0.5%			0.5%				0.2%	< 0.5%			0.2% <		0.5%			<table border="1"> <tr><td></td><td></td><td></td></tr> <tr><td></td><td></td><td></td></tr> <tr><td>0.5%</td><td></td><td></td></tr> <tr><td>0.5%</td><td></td><td></td></tr> <tr><td></td><td></td><td></td></tr> <tr><td>0.2%</td><td></td><td></td></tr> <tr><td>0.2%</td><td></td><td></td></tr> <tr><td></td><td><</td><td></td></tr> <tr><td></td><td>0.5%</td><td></td></tr> <tr><td></td><td>0.5%</td><td></td></tr> <tr><td></td><td></td><td>< (</td></tr> <tr><td></td><td></td><td>)</td></tr> </table>							0.5%			0.5%						0.2%			0.2%				<			0.5%			0.5%				< ()	
0.5%																																																									
	0.5%																																																								
	0.2%																																																								
< 0.5%																																																									
	0.2% <																																																								
	0.5%																																																								
0.5%																																																									
0.5%																																																									
0.2%																																																									
0.2%																																																									
	<																																																								
	0.5%																																																								
	0.5%																																																								
		< (
)																																																							

		< 0.2%			0.2%	
		<	0.2%			
		0				
		0				
		0				
		0				

	2015 12 31
XYZH/2016BJA10123	2015 12 31
	2016 03 30
	http://www.cninfo.com.cn

	2016 03 29
	XYZH/2016BJA10122

2015

12 31

2015

2015 12 31

2015

	32,919,444.45	25,020,000.00

	1,401,889,357.80	1,158,422,995.29
	661,637,769.34	570,297,210.22
	250,821,455.89	270,666,340.16
	88,941,112.36	152,768,859.54
	744,169.91	373,960.52
	24,802,855.89	42,630,353.77
	251,613,000.00	
	4,018,866,947.56	3,167,556,213.54
		240,000,000.00
	3,760,000.00	
	46,703,958.72	32,006,084.72
	1,821,250.00	2,286,250.00

	52,285,208.72	274,292,334.72
	4,071,152,156.28	3,441,848,548.26
	917,811,916.00	458,905,958.00
	1,117,366,947.99	1,576,328,742.78
	66,292,066.58	69,885,193.50
	20,396,756.11	10,062,793.78
	1,127,451,316.70	814,699,309.20
	3,249,319,003.38	2,929,881,997.26
	51,189,771.07	31,632,838.89
	3,300,508,774.45	2,961,514,836.15
	7,371,660,930.73	6,403,363,384.41

2

	6,367,531.59	24,142,748.13
		157,516,512.00
	796,135.39	137,603,380.25
	68,905,256.64	23,538,391.49
	5,350,316.69	
	681,987,977.00	745,562,271.01
	32,899,444.45	25,000,000.00
	1,547,460,333.91	1,533,135,617.91
	336,565.31	399,501.87
	800,696.00	1,023,426.00
	624,615.23	652,858.35
	1,582,121,654.90	1,560,211,404.13
	2,264,109,631.90	2,305,773,675.14

	5,000,000.00	
	19,173,078.70	22,335,686.00
	73,991,177.29	193,412,691.93
	66,723,749.43	51,838,290.14
	11,440,498.38	13,368,030.83
	5,856,166.56	3,122,755.45
	6,646.00	
	2,533,798.90	18,116,969.93

	184,725,115.26	302,194,424.28

	19,160,146.34	24,244,336.41
	442,341,950.97	420,076,869.46
	510,833,097.00	462,027,735.48
	43,564,246.63	18,359,409.25
	-25,048,628.08	4,758,400.30

	-3,593,126.92	25,853,993.12
	-3,593,126.92	25,853,993.12
	0.00	
1.		
2.		
	-3,593,126.92	25,853,993.12
1.	139,213.31	-3,351,419.48
2.		37,213,262.49
3.		
4.		
5.	-3,732,340.23	-8,007,849.89
6.		
	368,394,132.57	312,978,629.81
	347,027,200.39	305,385,133.13
	21,366,932.18	7,593,496.68
	0.3820	0.3241
	0.3820	0.3241

0.00

0.00

4

	573,798,227.08	507,794,720.55
	525,712,673.83	450,203,131.40
	1,326,105.25	1,803,252.97
	2,255,724.28	2,507,377.67
	47,583,200.87	57,433,582.63
	-8,530,502.40	-6,714,134.95
	152,660.75	2,406,401.55
	87,185,053.63	358,472,457.21
	-1,854,756.00	
	92,483,418.13	358,627,566.49
	10,884,468.39	31,400.00
	20.14	5,002.94
	103,367,866.38	358,653,963.55
	28,243.12	-567,746.61
	103,339,623.26	359,221,710.16
1.		
2.		
1.		
2.		

3.		
4.		
5.		
6.		
	103,339,623.26	359,221,710.16


5

	7,587,847,318.64	8,272,697,537.42
	6,080,407.73	4,056,612.79
	78,536,277.04	62,394,277.14
	7,672,464,003.41	8,339,148,427.35
	5,954,906,473.79	6,345,300,233.61

	873,705,621.44	775,104,772.15
	340,929,862.80	337,028,898.67
	424,535,406.60	378,580,980.27
	7,594,077,364.63	7,836,014,884.70
	78,386,638.78	503,133,542.65
	21,868,566.84	75,074,442.59
	31,526,018.72	26,066,423.68
	1,048,004.64	723,703.62
	1,410,000,000.00	2,595,000,000.00
	1,464,442,590.20	2,696,864,569.89
	52,243,739.54	36,516,311.83
	231,292,319.53	25,000,000.00
	0.00	166,232,917.55
	1,217,420,000.20	2,797,367,593.51
	1,500,956,059.27	3,025,116,822.89
	-36,513,469.07	-328,252,253.00
	4,400,000.00	228,766,661.00
	4,400,000.00	
	1,649,037,873.79	2,152,507,566.77
		22,457,000.00

	1,653,437,873.79	2,403,731,227.77
	1,439,641,390.10	2,380,666,522.77
	58,869,649.67	31,919,347.37
	19,545,293.82	2,577,405.53
	1,518,056,333.59	2,415,163,275.67

		65,000,000.00
	263,656,877.18	265,955,945.21
	373,600.00	1,393,679.42
	41,179,472.00	25,000,000.00



					-55,836.79								-55,836.79
	917,811,916.00				1,117,366,947.99		66,292,066.58		20,396,756.11		1,127,451,316.70	51,189,771.07	3,300,508,774.45


	431,214,014.00				881,287,279.65		44,031,200.38		2,322,738.36		542,908,224.61	21,939,342.21	1,923,702,799.21
	431,214,014.00				881,287,279.65		44,031,200.38		2,322,738.36		542,908,224.61	21,939,342.21	1,923,702,799.21
	27,691,944.00				695,041,463.13		25,853,993.12		7,740,055.42		271,791,084.59	9,693,496.68	1,037,812,036.94
							25,853,993.12				279,531,140.01	7,593,496.68	312,978,629.81
	27,691,944.00				695,041,463.13							2,100,000.00	724,833,407.13



1													
2													
	458,905,958.00				1,576,328,742.78		69,885,193.50		10,062,793.78		814,699,309.20	31,632,838.89	2,961,514,836.15

8

	458,905,958.00				1,464,950,000.32				10,062,793.78	69,660,498.76	2,003,579,250.86	



									7,740,055.42	-7,740,055.42	
1									7,740,055.42	-7,740,055.42	
2											
3											
1											
2											
3											
4											
1											
2											
	458,905,958.00				1,464,950,000.32				10,062,793.78	69,660,498.76	2,003,579,250.86

	3,241.24	43.57%
	2,197.64	29.54%
	2,000.00	26.89%
	200.00	2.69%
	7,438.88	100.00%

2

S

1

2

1

2

3

4

5

7



巨潮资讯

www.cninfo.com.cn

中国证监会指定信息披露网站

10

12

13

1

2

2

17

132

18

19

1

2

3

20

22

1

2

2

1

*1

25%

2

1

	63,745,711.55	36,681,950.40
	63,745,711.55	36,681,950.40

2

	2,590,449.59	
	2,590,449.59	

3

1

	36,954,876.55	1.42%	36,954,876.55	100.00%

	53,560,878.34	2.17%	53,560,878.34	100.00%
	2,400,908,924.19	97.08%	172,311,832.37	7.18%
	10,857,500.00	0.44%		
	2,465,327,302.53	99.69%	225,872,710.71	9.16%
	7,762,363.27	0.31%	7,762,363.27	100.00%
	2,473,089,665.80	100.00%	233,635,073.98	9.45%

	1,958,711,575.27	0.00%		1,817,671,082.57	0.00%	
	267,242,110.46	5.00%	13,362,105.52	196,202,454.27	5.00%	9,810,122.71

3

	7,762,363.27

2015 12 14

2015

2013

4

4

1

	60,188,426.04	99.55%	49,681,689.23	99.62%
	232,467.21	0.39%	185,626.14	0.37%
	37,559.99	0.06%	4,900.00	0.01%
			85.85	0.00%
	60,458,453.24		49,872,301.22	

2

44,526,059.50

73.65%


5

1

		143,437.50
		143,437.50

6

1



	38,876,998.00	38,876,998.00	100.00%	
	38,876,998.00	38,876,998.00	--	--

	38,876,998.00	12.16%	38,876,998.00	100.00%
	280,844,806.52	87.84%		
	280,844,806.52	87.84%		
	319,721,804.52	100.00%	38,876,998.00	12.16%

	69,681,758.00	44.67%	

		34,019,224.54
		4,690,726.05
	1,632,202.80	3,257,378.60

2

	21,098,279.73	9,816,045.95		9,906,183.75	21,008,141.93
	21,098,279.73	9,816,045.95		9,906,183.75	21,008,141.93

8

	19,937,412.55	
	46,800.00	
		200,000,000.00
	19,984,212.55	200,000,000.00

2014 9 30

2015 2 26

9

1

	32,919,444.45		32,919,444.45	25,020,000.00	25,020,000.00
	32,919,444.45		32,919,444.45	25,020,000.00	25,020,000.00
	32,919,444.45		32,919,444.45	25,020,000.00	25,020,000.00

2

	20,000.00			20,000.00					25.00%	0.00
	25,000,000.00	25,000,000.00	17,100,555.55	32,899,444.45					18.52%	9,039,809.63
	25,020,000.00	25,000,000.00	17,100,555.55	32,919,444.45					--	9,039,809.63

10

		7,840,000.00		-1,854,756.00						5,985,244.00	
		7,840,000.00		-1,854,756.00						5,985,244.00	
	4,669,391.35			3,834,563.03			3,871,000.00			4,632,954.38	
	2,219,245.20			-90,463.84						2,128,781.36	
	107,349.23		108,080.34	731.11							
	351,459,488.99			2,088,930.10	139,213.31	-55,836.79	5,529,898.20			348,101,897.41	
	358,455,474.77		108,080.34	5,833,760.40	139,213.31	-55,836.79	9,400,898.20			354,863,633.15	
	358,455,474.77	7,840,000.00	108,080.34	3,979,004.40	139,213.31	-55,836.79	9,400,898.20			360,848,877.15	

11**1**

	42,456,013.42	49,262,807.19	1,554,844.95	50,803,063.63	144,076,729.19
	43,474,278.90	72,551,232.80	1,767,938.57	49,850,090.11	167,643,540.38

12

1

				255,404.17	255,404.17
				255,404.17	255,404.17

13

1

		5,504,002.59		74,475,963.17	79,979,965.76
				1,325,312.89	1,325,312.89
				879,755.22	879,755.22
				445,557.67	445,557.67
		5,504,002.59		75,801,276.06	81,305,278.65
		4,070,095.09		40,311,083.11	44,381,178.20
		506,085.00		8,626,222.52	9,132,307.52

		506,085.00		8,192,686.73	8,698,771.73
				433,535.79	433,535.79

	193,671,128.85			193,671,128.85
	646,012,991.72			

	12,141,666.67	1,821,250.00	15,241,666.67	2,286,250.00
	12,141,666.67	1,821,250.00	15,241,666.67	2,286,250.00

18

1

	489,446,605.78	514,521,996.99
	517,027,738.96	248,170,508.12
	1,006,474,344.74	762,692,505.11

19

	202,942,798.63	62,969,116.08
	129,000,083.00	146,734,872.85
	331,942,881.63	209,703,988.93

20

1

	1,401,889,357.80	1,158,422,995.29
	1,401,889,357.80	1,158,422,995.29

2 1

	14,105,469.87	
	11,154,813.00	
	8,464,441.67	
	7,677,813.26	
	7,660,418.86	
	49,062,956.66	

21

1

	661,637,769.34	570,297,210.22
	661,637,769.34	570,297,210.22

2 1

	11,630,680.95	
	8,874,407.00	
	6,232,713.91	

	5,058,884.22	
	31,796,686.08	

22

1

	264,962,151.99	829,008,593.34	847,661,961.46	246,308,783.87
	5,726,929.26	86,132,853.60	87,324,369.75	4,535,413.11
	-22,741.09	950,668.00	950,668.00	-22,741.09
	270,666,340.16	916,092,114.94	935,936,999.21	250,821,455.89

2

	232,071,210.42	695,088,616.08	719,937,780.05	207,222,046.45

	241,362.44	4,171,260.82	4,190,877.30	221,745.96
		1,096,418.97	1,096,418.97	
	5,726,929.26	86,132,853.60	87,324,369.75	4,535,413.11

23

	43,013,629.04	71,303,290.98
	1,310,474.13	1,358,221.89
	35,579,322.12	25,418,006.14
	3,334,832.11	44,332,290.56
	2,851,826.64	5,345,687.12
	1,312,024.96	2,380,783.17
	781,181.78	1,493,687.30
	687,413.64	1,065,979.68
	70,407.94	70,912.70
	88,941,112.36	152,768,859.54

24

	33,601.31	31,711.95
	710,568.60	342,248.57
	744,169.91	373,960.52

25

1

	15,050,692.11	29,033,864.66
	3,308,596.00	2,926,581.54
	6,443,567.78	10,669,907.57
	24,802,855.89	42,630,353.77

26

	251,613,000.00	
	251,613,000.00	

27

1

		240,000,000.00
		240,000,000.00

28

	3,760,000.00		
	3,760,000.00		--

2015

29

CFBy"nMIGt



	800,000.00	400,000.00	637,941.65		562,058.35	
		600,000.00	600,000.00			

	27,535.77		27,535.77			
		2,000,000.00	24,586.37		1,975,413.63	
	445.8		445.8			
	11,027,698.48				11,027,698.48	
	5,104,813.54				5,104,813.54	
	241,000.00				241,000.00	
	248,400.00				248,400.00	
	100,000.00				100,000.00	
		6,600,000.00			6,600,000.00	
		400,000.00			400,000.00	
		460,000.00			460,000.00	
		150,000.00			150,000.00	
		200,000.00			200,000.00	
	404,153.35				404,153.35	
	32,006,084.72	39,469,000.00	24,771,126.00		46,703,958.72	

30

	458,905,958.00			458,905,958.00		458,905,958.00	917,811,916.00

	69,885,193.50	-3,593,126.92			-3,593,126.92		66,292,066.58
--	---------------	---------------	--	--	---------------	--	---------------

33

	10,062,793.78	10,333,962.33		20,396,756.11
	10,062,793.78	10,333,962.33		20,396,756.11

34

	814,699,309.20	542,908,224.61
	814,699,309.20	542,908,224.61
	350,620,327.31	279,531,140.01
	10,333,962.33	7,740,055.42
	27,534,357.48	
	1,127,451,316.70	814,699,309.20

35

	6,712,855,174.91	5,326,162,954.82	6,559,007,918.00	5,357,409,536.95

	598.29	341.88		
	6,712,855,773.20	5,326,163,296.70	6,559,007,918.00	5,357,409,536.95

36

	335,670.96	690,822.54
	10,899,868.23	13,744,609.79
	4,704,382.19	5,885,342.46
	3,211,534.50	3,923,561.62
	8,690.46	
	19,160,146.34	24,244,336.41

37

	192,041,774.53	207,278,991.96
	11,653,989.58	15,614,817.41
	9,485,856.58	9,520,011.39

38

	254,733,068.55	229,992,617.45
	12,431,954.07	3,374,179.05
	7,347,841.61	691,331.15
	38,066,884.21	30,864,155.76
	10,897,957.60	6,395,106.11
	12,582,862.22	31,595,595.68
	21,460,042.22	21,886,103.95
	11,706,295.22	16,742,900.17
	10,681,030.98	9,200,086.91
	107,769,700.75	87,479,995.70
	23,155,459.57	23,805,663.55
	510,833,097.00	462,027,735.48

39

	25,481,454.85	32,525,472.57
	33,630,033.30	26,403,432.19
	-45,154,805.64	-1,899,473.52
	6,490,616.99	10,210,816.49
	67,402.45	127,078.86
	43,564,246.63	18,359,409.25

40

	-34,864,674.03	-42,979,865.40

	9,816,045.95	10,244,389.84
		37,493,875.86
	-25,048,628.08	4,758,400.30

41

						2,025,209.72	2,025,209.71	
						6,122,751.53		
						5,464,000.00	2,894,000.00	

						885,772.48	1,327,592.00	
						637,941.65		
						600,000.00	240,000.00	
						359,928.97	490,000.00	
						349,703.65	194,330.81	
						267,000.00	97,872.27	
						238,071.31	63,030.23	
						176,381.64	242,696.00	
						143,311.00		
						117,250.15	1,905.00	
						113,097.44	66,000.00	

						86,000.00		
						65,991.94	333,634.04	
						52,218.80	123,062.12	
						27,535.77		
						24,586.37		
						445.80	349,554.20	
							3,600,000.00	
							550,000.00	
							900,000.00	
						6,054,269.97	4,057,537.12	

						564,135.82		
						320,000.00		
						142,000.00		
						49,400.00		
							1,670,000.00	
							68,625.09	
							37,842.52	
							1,600,000.00	

							199,444.00	
							50,000.00	
							200,000.00	
							400,000.00	
							100,000.00	
							141,700.00	
							500,000.00	
						140,657.52	171,762.88	
						32,041,589.31		

43

	7,475,563.62	500,174.67	7,475,563.62
	7,475,563.62	500,174.67	7,475,563.62
	322,892.72	1,271,419.30	322,892.72
	7,798,456.34	1,771,593.97	7,798,456.34

44

1

	70,550,743.03	50,242,362.03
	15,518,232.65	-6,416,493.34
	86,068,975.68	43,825,868.69

2

	458,056,235.17
	114,514,058.79
	-22,348,447.18
	697,981.63
	-24,410,449.77
	8,446,714.33
	-6,911,024.32
	561,909.55
	15,518,232.65
	86,068,975.68

45

32

46

1

	40,214,426.22	11,952,506.88
		23,326,884.65
	36,561,487.01	26,339,732.51
	1,760,363.81	775,153.10
	78,536,277.04	62,394,277.14

2

	99,411,366.05	69,896,886.96
	70,738,374.84	73,441,799.20
	23,000,714.31	25,824,736.54
	731,500.00	49,306.98
	51,998,477.42	31,702,616.35
	65,785,637.40	80,017,620.33
	33,713,897.67	8,983,513.77
	16,787,246.32	11,083,943.30
	6,490,616.99	10,293,004.83
	8,122,648.95	2,577,078.92
	10,847,179.70	15,347,235.29
	36,907,746.95	49,363,237.80
	424,535,406.60	378,580,980.27

3

	1,410,000,000.00	2,595,000,000.00
	1,410,000,000.00	2,595,000,000.00

3

4

	1,210,520,000.20	2,795,000,000.00
	6,000,000.00	2,340,000.00
	900,000.00	27,593.51

	17,372,466.64	
	745,283.01	
	19,545,293.82	2,577,405.53

47

1

	371,987,259.49	287,124,636.69

2

	1,879,936,445.81	1,700,793,859.88

	10,000.00	0.83871	8,387.10
	28,692,695.27	6.50000	186,502,519.26
	7,564,630.34	0.83871	6,344,531.11
	1,871,673.00	6.50000	12,165,874.50
	461,911.01	0.83871	387,409.38
	4,000.00	6.50000	26,000.00
	442,000.00	0.83871	370,709.82
	16,389,913.43	6.50000	106,534,437.30
	78,463,851.90	7.2000	564,939,733.68
	300,000,000.00	0.83871	251,613,000.00

2

1

2015

60%

2015

()

1

1

				100.00%		
				100.00%		
					100.00%	
					100.00%	
					100.00%	
					100.00%	
				10.44%	89.56%	
					100.00%	
					100.00%	
					46.00%	
					100.00%	
					100.00%	
					100.00%	
					100.00%	
					100.00%	

					100.00%	
					100.00%	
					100.00%	
					100.00%	
					65.00%	
					60.00%	
					60.00%	
					100.00%	

2

	54.00%	21,163,184.84	6,210,000.00	45,601,993.77

3

	592,376,181.25	32,189,600.32	624,565,781.57	506,674,057.83	30,787,654.88	537,461,712.71

	425,453,357.02	39,613,424.83	465,066,781.85	381,897,898.35	23,755,897.65	405,653,796.00

	678,118,205.89	39,191,083.01	39,191,083.01	24,360,237.93

	617,056,419.53	16,128,642.07	16,128,642.07	-283,333,500.37

2

1

				17.91%	

2

	1,006,832,619.34	1,250,188,524.99
	545,141,328.17	225,621,884.23
	1,550,707,884.67	1,475,810,409.22
	417,234,105.47	327,855,164.81

	531,903.82	1,205,064.10
	417,766,009.29	329,060,228.91
	4,999,644.71	52,947.79
	1,127,942,230.67	1,146,697,232.52
	202,014,453.51	205,373,474.34
	146,086,014.65	146,086,014.65
	1,429.25	

	37,230,089.41	46,958,281.70	22,783,499.98	116,179,932.03
	2,346,581.60	308,468,541.35	3,161,218.58	422,514,714.76
	176,994.00		176,958.00	
	35,490.21	78,463,851.90		

		1,549.89	1,549.89	2,895.29	2,895.29
		-1.14	358.15	1,677.41	1,677.41
		0.00	0.00	-0.05	-0.05
		2,104.70	2,104.70		
		3,653.45	4,012.74	4,572.65	4,572.65
		-1,549.89	-1,549.89	-2,895.29	-2,895.29
		1.14	-358.15	-1,677.41	-1,677.41
		0.00	0.00	0.05	0.05
		-2,104.70	-2,104.70		

	-1,258.09	-1,258.09	-1,002.69	-1,002.69
	1,258.09	1,258.09	1,002.69	1,002.69

1

				42.44%	42.44%

Digital China Holdings Limited

2

1. 1

3

2. 1

5

1

/

		3,772,449.44	550,000,000		1,508,493.73
		10,931,945.37			13,389,799.33
		398,632.48			
		3,730,734.19			2,670,541.87
		682,487.19			
		2,924,822.94			473,938.34
		50,522.64			151,282.05
		1,100,977.54			404,206.70
		200,129,930.56			195,633,529.09
		470,085.47			
					21,367.52
					9,042.45
					1,805.08
		61,200.00			104,622.64
					259,246.02

/

			4,961,538.46
		21,319,302.75	25,233,004.28
		3,106,800.00	
			168,512.39
			30,188.68
			56,132.07
		7,592,494.15	
		8,921,500.00	4,312,500.00
		1,122,641.51	698,113.21
			1,360,000.00

2

3

6

1

		3,293,208.00			
		8,921,500.00		4,312,500.00	
		201,500.00			
		426,400.00			

1

2015 12 31 (T)

	25,300,483.91
	1,908,376.65
	27,208,860.56

2

1

2015 6 12

100

100%

2015 5

31

19,590

1

1

	101,729,259.85	99.80%	1,479,896.27	1.45%
	201,500.00	0.20%		

	101,930,759.85	100.00%	1,479,896.27	1.45%
	101,930,759.85	100.00%	1,479,896.27	1.45%

()

	2,300,000.00	4.61%	2,300,000.00	100.00%
	39,791,896.93	79.82%	61,481.65	0.15%
	42,091,896.93	84.43%	2,361,481.65	5.61%
	7,762,363.27	15.57%	7,762,363.27	100.00%
	49,854,260.20	100.00%	10,123,844.92	20.31%

2

-865,903.90

3

	7,762,363.27

3

4

62,163,373.08

60.99%

839,043.45

2

1

	796,135.39	100.00%		796,135.39	
	796,135.39	100.00%		796,135.39	

2

		170,819,224.54
	796,135.39	780,942.25
		4,084,034.75
	796,135.39	175,684,201.54

3

		775,679.39		97.43%	
		20,456.00		2.57%	
		796,135.39		100.00%	

3

	1,541,475,089.91		1,541,475,089.91	1,533,135,617.91		1,533,135,617.91
	5,985,244.00		5,985,244.00			
	1,547,460,333.91		1,547,460,333.91	1,533,135,617.91		1,533,135,617.91

	787,115,617.91			787,115,617.91		
	36,020,000.00	8,339,472.00		44,359,472.00		
	710,000,000.00			710,000,000.00		
	1,533,135,617.91	8,339,472.00		1,541,475,089.91		

4

	573,798,227.08	525,712,673.83	507,794,720.55	450,203,131.40
	573,798,227.08	525,712,673.83	507,794,720.55	450,203,131.40

5

	80,000,000.00	357,516,512.00
	-1,854,756.00	
	9,039,809.63	
		955,945.21
	87,185,053.63	358,472,457.21

1

	-7,428,287.96	
	25,987,319.34	
	3,524,517.48	
	6,756.52	
	11,860,810.48	
	-5,315.78	
	3,498,230.43	
	6,271,118.54	
	24,176,451.11	

1

1

2

	11.34%	0.3820	0.3820
	10.56%	0.3557	0.3557

